

Product Name: DDIT3 (7G7) Mouse Monoclonal Antibody
Catalog #: AMM03606

Summary

Production Name	DDIT3 (7G7) Mouse Monoclonal Antibody
Description	Mouse Monoclonal Antibody
Host	Mouse
Application	WB,IHC-P,ICC/IF
Reactivity	Human,Rat,Mouse

Performance

Conjugation	Unconjugated
Modification	Unmodified
Isotype	IgG1
Clonality	Monoclonal
Form	Liquid
Storage	Store at 4°C short term. Aliquot and store at -20°C long term. Avoid freeze/thaw cycles.
Buffer	Liquid in PBS containing 50% glycerol, 0.5% BSA and 0.02% sodium azide, pH 7.3.
Purification	Affinity Purification

Immunogen

Gene Name	DDIT3 DDIT3; CHOP; CHOP10; GADD153; DNA damage-inducible transcript 3 protein; DDIT-3;
Alternative Names	C/EBP-homologous protein; CHOP; C/EBP-homologous protein 10; CHOP-10; Growth arrest and DNA damage-inducible protein GADD153
Gene ID	1649
SwissProt ID	P35638.

Application

Dilution Ratio	WB: 1:500-1:1000 IHC: 1:50-1:100 IF: 1:50-1:200
Molecular Weight	Calculated MW: 19 kDa; Observed MW: 27 kDa

Product Name: DDIT3 (7G7) Mouse Monoclonal Antibody
Catalog #: AMM03606

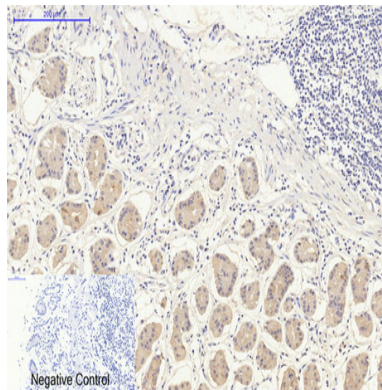
Background

Inhibits the DNA-binding activity of C/EBP and LAP by forming heterodimers that cannot bind DNA.

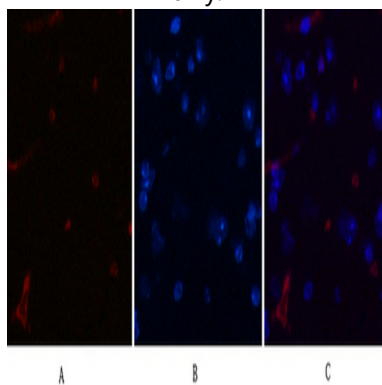
Research Area

Epigenetics and Nuclear Signaling

Image Data

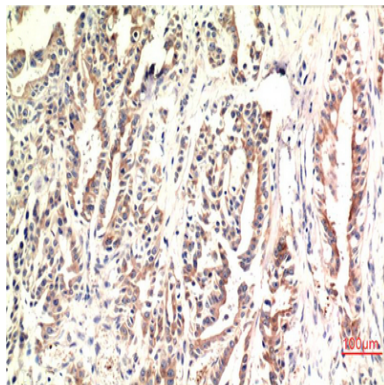


Immunohistochemistry analysis of paraffin-embedded Human stomach tissue using DDIT3 (7G7) antibody. High-pressure and temperature Sodium Citrate pH 6.0 was used for antigen retrieval. Negative control was used by secondary antibody only.

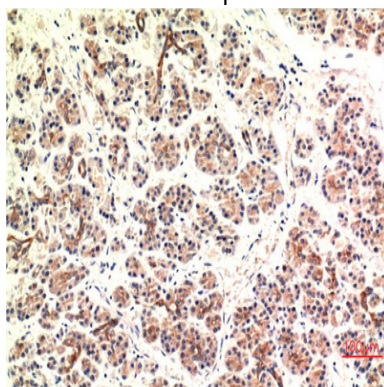


Immunofluorescence analysis of DDIT3 (7G7) in mouse brain tissue using DDIT3 (7G7) antibody (red), and DAPI (blue).

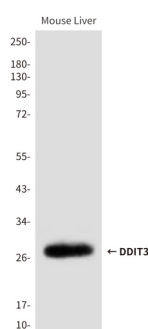
Product Name: DDIT3 (7G7) Mouse Monoclonal Antibody
Catalog #: AMM03606



Immunohistochemistry analysis of paraffin-embedded Human Stomach Carcinoma Tissue using CHOP antibody. High-pressure and temperature Sodium Citrate pH 6.0 was used for antigen retrieval.



Immunohistochemistry analysis of paraffin-embedded Human Pancreas Carcinoma Tissue using CHOP antibody. High-pressure and temperature Sodium Citrate pH 6.0 was used for antigen retrieval.



Western blot analysis of DDIT3 in mouse Liver lysates using DDIT3 (7G7) antibody.

Note

For research use only.