

Product Name: alpha Smooth Muscle Actin (3G2) Mouse
Monoclonal Antibody
Catalog #: AMM03593

Summary

Production Name	alpha Smooth Muscle Actin (3G2) Mouse Monoclonal Antibody
Description	Mouse Monoclonal Antibody
Host	Mouse
Application	WB,IHC-F,IHC-P,ICC/IF
Reactivity	Human,Mouse,Rat

Performance

Conjugation	Unconjugated
Modification	Unmodified
Isotype	IgG1
Clonality	Monoclonal
Form	Liquid
Storage	Store at 4°C short term. Aliquot and store at -20°C long term. Avoid freeze/thaw cycles.
Buffer	Liquid in PBS containing 50% glycerol, 0.5% BSA and 0.02% sodium azide, pH 7.3.
Purification	Affinity Purification

Immunogen

Gene Name	ACTA2
Alternative Names	ACTA2; ACTSA; ACTVS; GIG46; Actin; aortic smooth muscle; Alpha-actin-2; Cell growth-inhibiting gene 46 protein; α -SMA
Gene ID	59
SwissProt ID	P62736.

Application

Dilution Ratio	WB: 1:500-1:1000 IHC: 1:50-1:100 IF: 1:50-1:200
Molecular Weight	Calculated MW: 42 kDa; Observed MW: 42 kDa

**Product Name: alpha Smooth Muscle Actin (3G2) Mouse
Monoclonal Antibody
Catalog #: AMM03593**



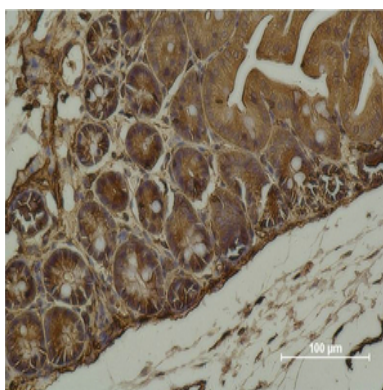
Background

Involved in the interaction of plaque proteins and intermediate filaments mediating cell-cell adhesion. Defects in ACTA2 are the cause of aortic aneurysm familial thoracic type 6 (AAT6) [MIM:611788]. They are primarily associated with a characteristic histologic appearance known as 'medial necrosis' or 'Erdheim cystic medial necrosis' in which there is degeneration and fragmentation of elastic fibers, loss of smooth muscle cells, and an accumulation of basophilic ground substance.

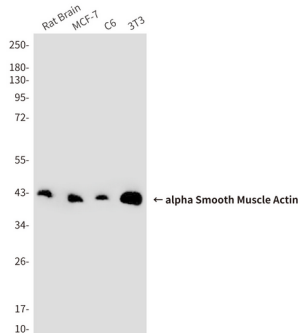
Research Area

Signal Transduction

Image Data

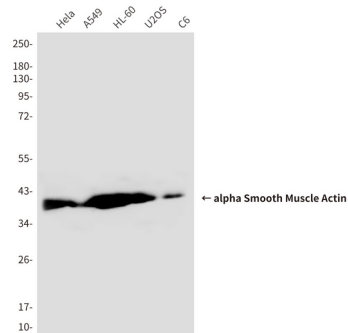


Immunohistochemistry analysis of paraffin-embedded mouse Cecal Tissue using alpha Smooth Muscle Actin (3G2) antibody. High-pressure and temperature Sodium Citrate pH 6.0 was used for antigen retrieval.



Western blot analysis of alpha Smooth Muscle Actin (3G2) in alpha Smooth Muscle Actin in rat Brain, MCF-7, C6 and 3T3 lysates using alpha Smooth Muscle Actin (3G2) antibody

**Product Name: alpha Smooth Muscle Actin (3G2) Mouse
Monoclonal Antibody
Catalog #: AMM03593**



Western blot analysis of alpha Smooth Muscle Actin (3G2) in Hela, A549, HL60, U2OS, C6 lysates using alpha Smooth Muscle Actin (3G2) antibody

Note

For research use only.