

**Product Name: LYRIC (2E4) Mouse Monoclonal Antibody**  
**Catalog #: AMM03572**

---

## Summary

<b>Production Name</b>	LYRIC (2E4) Mouse Monoclonal Antibody
<b>Description</b>	Mouse Monoclonal Antibody
<b>Host</b>	Mouse
<b>Application</b>	WB,IHC-P,FC
<b>Reactivity</b>	Human

## Performance

<b>Conjugation</b>	Unconjugated
<b>Modification</b>	Unmodified
<b>Isotype</b>	IgG1
<b>Clonality</b>	Monoclonal
<b>Form</b>	Liquid
<b>Storage</b>	Store at 4°C short term. Aliquot and store at -20°C long term. Avoid freeze/thaw cycles.
<b>Buffer</b>	Liquid in PBS containing 50% glycerol, 0.5% BSA and 0.02% sodium azide, pH 7.3.
<b>Purification</b>	Ascitic Fluid

## Immunogen

<b>Gene Name</b>	MTDH MTDH; AEG1; LYRIC; Protein LYRIC; 3D3/LYRIC; Astrocyte elevated gene-1 protein;
<b>Alternative Names</b>	AEG-1; Lysine-rich CEACAM1 co-isolated protein; Metadherin; Metastasis adhesion protein
<b>Gene ID</b>	92140
<b>SwissProt ID</b>	Q86UE4.

## Application

<b>Dilution Ratio</b>	WB: 1:500-1:1000 IHC: 1:50-1:100 FC: 1:50-1:100
<b>Molecular Weight</b>	Calculated MW: 64 kDa; Observed MW: 64 kDa

**Product Name: LYRIC (2E4) Mouse Monoclonal Antibody**  
**Catalog #: AMM03572**


## Background

Downregulates SLC1A2/EAAT2 promoter activity when expressed ectopically. Activates the nuclear factor kappa-B (NF-kappa-B) transcription factor. Promotes anchorage-independent growth of immortalized melanocytes and astrocytes which is a key component in tumor cell expansion.

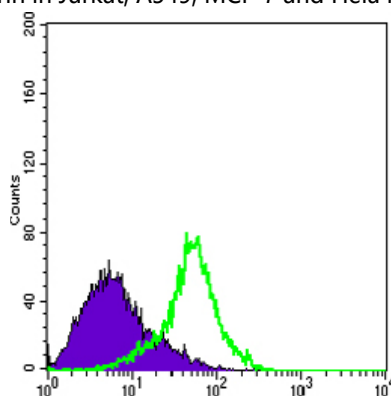
## Research Area

Signal Transduction

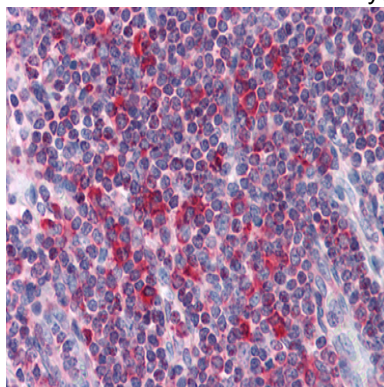
## Image Data



Western blot analysis of Lyric/Metadherin in Jurkat, A549, MCF-7 and HeLa lysates using Lyric/Metadherin antibody.



Flow cytometry analysis of HeLa cells stained with Metadherin antibody (green) and negative control (purple).





**Product Name: LYRIC (2E4) Mouse Monoclonal Antibody**  
**Catalog #: AMM03572**

---

Immunohistochemistry analysis of paraffin-embedded Human Liver tissues using Metadherin antibody. High-pressure and temperature Sodium Citrate pH 6.0 was used for antigen retrieval.

**Note**

For research use only.