

Product Name: Hsp60 (6C8) Mouse Monoclonal Antibody
Catalog #: AMM03529

Summary

Production Name	Hsp60 (6C8) Mouse Monoclonal Antibody
Description	Mouse Monoclonal Antibody
Host	Mouse
Application	WB, ICC/IF, IP
Reactivity	Human, Mouse, Rat

Performance

Conjugation	Unconjugated
Modification	Unmodified
Isotype	IgG2b
Clonality	Monoclonal
Form	Liquid
Storage	Store at 4°C short term. Aliquot and store at -20°C long term. Avoid freeze/thaw cycles.
Buffer	Liquid in PBS containing 50% glycerol, 0.5% BSA and 0.02% sodium azide, pH 7.3.
Purification	Affinity Purification

Immunogen

Gene Name	HSPD1 HSPD1; HSP60; 60 kDa heat shock protein; mitochondrial; 60 kDa chaperonin;
Alternative Names	Chaperonin 60; CPN60; Heat shock protein 60; HSP-60; Hsp60; HuCHA60; Mitochondrial matrix protein P1; P60 lymphocyte protein
Gene ID	3329
SwissProt ID	P10809.

Application

Dilution Ratio	WB: 1:500-1:1000 IF: 1:50-1:200 IP: 1:20
Molecular Weight	Calculated MW: 61 kDa; Observed MW: 61 kDa

Product Name: Hsp60 (6C8) Mouse Monoclonal Antibody
Catalog #: AMM03529




Background

HSP60 Implicated in mitochondrial protein import and macromolecular assembly. May facilitate the correct folding of imported proteins. May also prevent misfolding and promote the refolding and proper assembly of unfolded polypeptides generated under stress conditions in the mitochondrial matrix. Belongs to the chaperonin (HSP60) family. Interacts with HBV protein X and HTLV-1 protein p40tax.

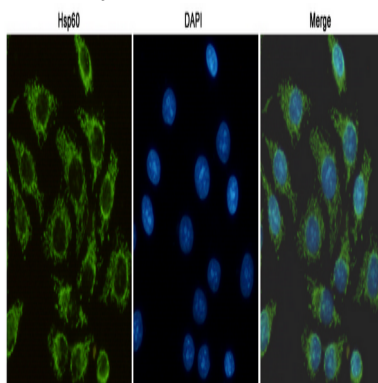
Research Area

Tags & Cell Markers

Image Data

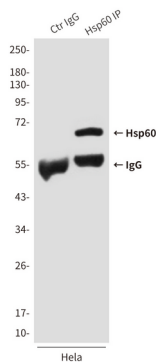


Western blot analysis of Hsp60 in HeLa, Raji, Jurkat, C6, C2C12 and 3T3 lysates using Hsp60 antibody.



Immunocytochemistry analysis of Hsp60 (6C8) in HeLa using Hsp60 antibody.

Product Name: Hsp60 (6C8) Mouse Monoclonal Antibody
Catalog #: AMM03529



Immunoprecipitation analysis of Hsp60 (6C8) in HeLa lysates using Hsp6 antibody.

Note

For research use only.