

Product Name: BRG1 (6D7) Mouse Monoclonal Antibody
Catalog #: AMM03523

Summary

Production Name	BRG1 (6D7) Mouse Monoclonal Antibody
Description	Mouse Monoclonal Antibody
Host	Mouse
Application	WB, ICC/IF, IP
Reactivity	Human, Mouse

Performance

Conjugation	Unconjugated
Modification	Unmodified
Isotype	IgG1
Clonality	Monoclonal
Form	Liquid
Storage	Store at 4°C short term. Aliquot and store at -20°C long term. Avoid freeze/thaw cycles.
Buffer	Liquid in PBS containing 50% glycerol, 0.5% BSA and 0.02% sodium azide, pH 7.3.
Purification	Affinity Purification

Immunogen

Gene Name	SMARCA4
Alternative Names	SMARCA4; BAF190A; BRG1; SNF2B; SNF2L4; Transcription activator BRG1; ATP-dependent helicase SMARCA4; BRG1-associated factor 190A; BAF190A; Mitotic growth and transcription activator; Protein BRG-1; Protein brahma homolog 1; SNF2-beta; SWI/S
Gene ID	6597
SwissProt ID	P51532.

Application

Dilution Ratio	WB: 1:500-1:1000 IF: 1:50-1:200 IP: 1:20
Molecular Weight	Calculated MW: 185 kDa; Observed MW: 220 kDa

Product Name: BRG1 (6D7) Mouse Monoclonal Antibody
Catalog #: AMM03523

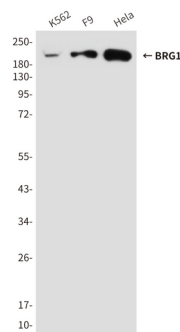
Background

ATP-dependent chromatin remodeling complexes play an essential role in the regulation of various nuclear processes, such as gene expression, DNA replication, and repair. Acts as a corepressor of ZEB1 to regulate E-cadherin transcription and is required for induction of epithelial-mesenchymal transition (EMT) by ZEB1.

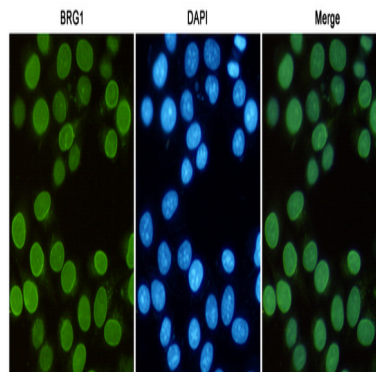
Research Area

Neuroscience

Image Data

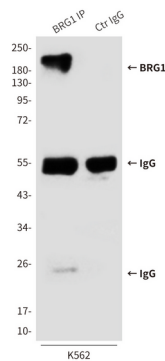


Western blot analysis of BRG1 in HeLa NE, F9 and K562 lysates using BRG1 antibody.



Immunofluorescence analysis of BRG1 (6D7) in HeLa using BRG1 antibody, and DAPI (blue).

Product Name: BRG1 (6D7) Mouse Monoclonal Antibody
Catalog #: AMM03523



Immunoprecipitation analysis of BRG1 (6D7) in K562 lysates using BRG1 antibody.

Note

For research use only.