

Product Name: RPA70 (8C3) Mouse Monoclonal Antibody
Catalog #: AMM03506

Summary

Production Name	RPA70 (8C3) Mouse Monoclonal Antibody
Description	Mouse Monoclonal Antibody
Host	Mouse
Application	WB, ICC/IF, IP
Reactivity	Human, Monkey, Mouse, Rat

Performance

Conjugation	Unconjugated
Modification	Unmodified
Isotype	IgG2a
Clonality	Monoclonal
Form	Liquid
Storage	Store at 4°C short term. Aliquot and store at -20°C long term. Avoid freeze/thaw cycles.
Buffer	Liquid in PBS containing 50% glycerol, 0.5% BSA and 0.02% sodium azide, pH 7.3.
Purification	Affinity Purification

Immunogen

Gene Name	RPA1
Alternative Names	RPA1; HSSB; MST075; REPA1; RF-A; RP-A; RPA70
Gene ID	6117
SwissProt ID	P27694.

Application

Dilution Ratio	WB: 1:500-1:1000 IF: 1:50-1:200 IP: 1:20
Molecular Weight	Calculated MW: 68 kDa; Observed MW: 68 kDa

Background

Product Name: RPA70 (8C3) Mouse Monoclonal Antibody
Catalog #: AMM03506

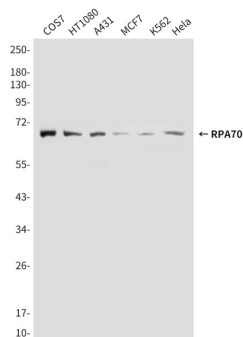


Plays an essential role in several cellular processes in DNA metabolism including replication, recombination and DNA repair. Binds and subsequently stabilizes single-stranded DNA intermediates and thus prevents complementary DNA from reannealing.

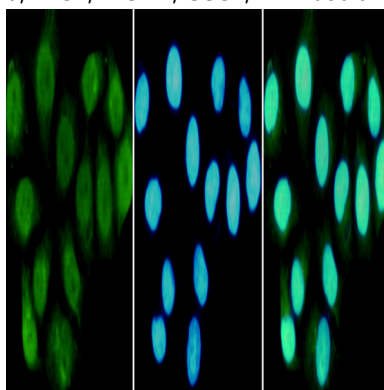
Research Area

Epigenetics and Nuclear Signaling

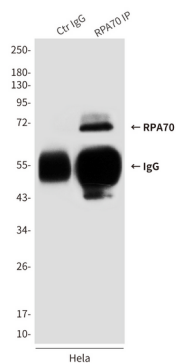
Image Data



Western blot analysis of RPA70 in HeLa, A431, MCF-7, COS7, HT-1080 and K562 lysates using RPA70 antibody.



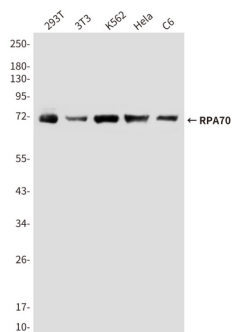
Immunocytochemistry analysis of RPA70 (8C3) in HeLa using RPA70 antibody.



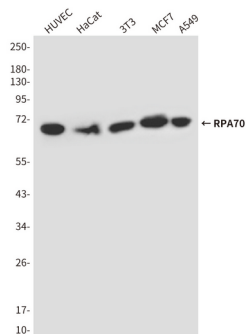
Product Name: RPA70 (8C3) Mouse Monoclonal Antibody
Catalog #: AMM03506



Immunoprecrecipitation analysis of RPA70 (8C3) in Hela lysates using RPA7 antibody.



Western blot analysis of RPA70 (8C3) in Hela, 293T, C6, 3T3 and K562 lysates using RPA70 (8C3) antibody



Western blot analysis of RPA70 in HUVEC, Hacat, 3T3, MCF-7 and A549 lysates using RPA70 antibody.

Note

For research use only.