

Product Name: GTF2H1 (3E8) Mouse Monoclonal Antibody
Catalog #: AMM03439

Summary

Production Name	GTF2H1 (3E8) Mouse Monoclonal Antibody
Description	Mouse Monoclonal Antibody
Host	Mouse
Application	WB, ICC/IF, IP
Reactivity	Human

Performance

Conjugation	Unconjugated
Modification	Unmodified
Isotype	IgG1
Clonality	Monoclonal
Form	Liquid
Storage	Store at 4°C short term. Aliquot and store at -20°C long term. Avoid freeze/thaw cycles.
Buffer	Liquid in PBS containing 50% glycerol, 0.5% BSA and 0.02% sodium azide, pH 7.3.
Purification	Affinity Purification

Immunogen

Gene Name	GTF2H1
Alternative Names	P62; BTF2; TFB1; TFIIH.
Gene ID	2965
SwissProt ID	P32780.

Application

Dilution Ratio	WB: 1:500-1:1000 IF: 1:50-1:200 IP: 1:20
Molecular Weight	Calculated MW: 62 kDa; Observed MW: 62 kDa

Background

Product Name: GTF2H1 (3E8) Mouse Monoclonal Antibody
Catalog #: AMM03439

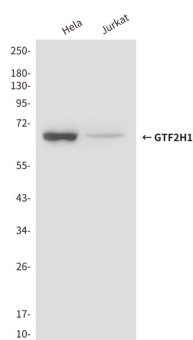


Component of the core-TFIIF basal transcription factor involved in nucleotide excision repair (NER) of DNA and, when complexed to CAK, in RNA transcription by RNA polymerase II.

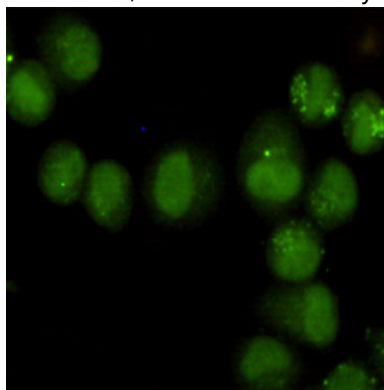
Research Area

Epigenetics and Nuclear Signaling

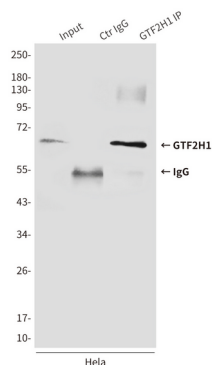
Image Data



Western blot analysis of GTF2H1 in HeLa, HeLa NE and Jurkat lysates using GTF2H1 antibody.



Immunocytochemistry analysis of GTF2H1 (3E8) in HeLa using GTF2H1 antibody.



Immunoprecipitation analysis of GTF2H1 (3E8) in HeLa lysates using GTF2H1 antibody.

**Product Name: GTF2H1 (3E8) Mouse Monoclonal
Antibody**
Catalog #: AMM03439



Note

For research use only.