

Product Name: HP1 alpha (3G2) Mouse Monoclonal Antibody
Catalog #: AMM03419



Summary

Production Name	HP1 alpha (3G2) Mouse Monoclonal Antibody
Description	Mouse Monoclonal Antibody
Host	Mouse
Application	WB,IHC-F,IHC-P,ICC/IF
Reactivity	Human,Mouse,Rat

Performance

Conjugation	Unconjugated
Modification	Unmodified
Isotype	IgG2b
Clonality	Monoclonal
Form	Liquid
Storage	Store at 4°C short term. Aliquot and store at -20°C long term. Avoid freeze/thaw cycles.
Buffer	Liquid in PBS containing 50% glycerol, 0.5% BSA and 0.02% sodium azide, pH 7.3.
Purification	Affinity Purification

Immunogen

Gene Name	CBX5
Alternative Names	CBX5; HP1A; Chromobox protein homolog 5; Antigen p25; Heterochromatin protein 1 homolog alpha; HP1 alpha
Gene ID	23468
SwissProt ID	P45973.

Application

Dilution Ratio	WB: 1:500-1:1000 IHC: 1:50-1:100 IF: 1:50-1:200
Molecular Weight	Calculated MW: 22 kDa; Observed MW: 26 kDa

Product Name: HP1 alpha (3G2) Mouse Monoclonal Antibody
Catalog #: AMM03419



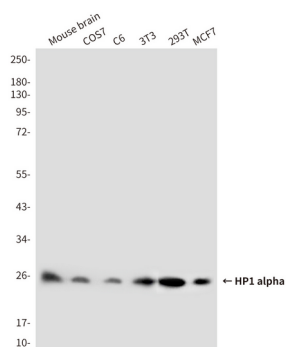
Background

Component of heterochromatin that recognizes and binds histone H3 tails methylated at 'Lys-9' (H3K9me), leading to epigenetic repression. In contrast, it is excluded from chromatin when 'Tyr-41' of histone H3 is phosphorylated (H3Y41ph). Can interact with lamin-B receptor (LBR). This interaction can contribute to the association of the heterochromatin with the inner nuclear membrane. Involved in the formation of functional kinetochore through interaction with MIS12 complex proteins.

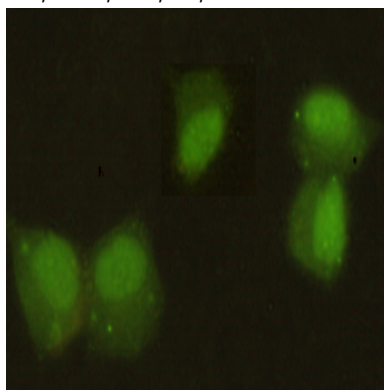
Research Area

Epigenetics and Nuclear Signaling

Image Data

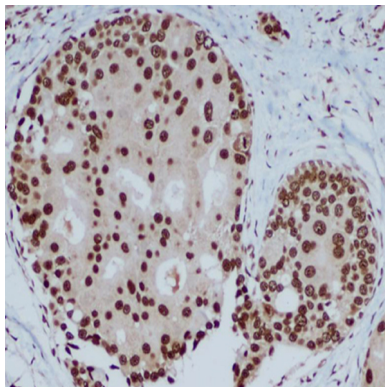


Western blot analysis of HP1 alpha in MCF-7, 293T, 3T3, C6, COS7 and mouse brain lysates using HP1 alpha antibody.



Immunocytochemistry analysis of HP1 alpha (3G2) in Hela using HP1 alpha antibody.

Product Name: HP1 alpha (3G2) Mouse Monoclonal Antibody
Catalog #: AMM03419



Immunohistochemistry analysis of paraffin-embedded Human breast carcinoma using HP1 alpha antibody(3G2).High-pressure and temperature Sodium Citrate pH 6.0 was used for antigen retrieval.

Note

For research use only.