

Product Name: Cystatin C (7E3) Mouse Monoclonal Antibody
Catalog #: AMM00746



Summary

Production Name	Cystatin C (7E3) Mouse Monoclonal Antibody
Description	Mouse Monoclonal Antibody
Host	Mouse
Application	WB,IHC-P,ELISA
Reactivity	Human

Performance

Conjugation	Unconjugated
Modification	Unmodified
Isotype	IgG1
Clonality	Monoclonal
Form	Liquid
Storage	Store at 4°C short term. Aliquot and store at -20°C long term. Avoid freeze/thaw cycles.
Buffer	Liquid in PBS containing 50% glycerol, 0.5% BSA and 0.02% sodium azide, pH 7.3.
Purification	Affinity Purification

Immunogen

Gene Name	CST3
Alternative Names	CST3; Cystatin-C; Cystatin-3; Gamma-trace; Neuroendocrine basic polypeptide; Post-gamma-globulin
Gene ID	1471
SwissProt ID	P01034.

Application

Dilution Ratio	WB: 1:500-1:1000 IHC: 1:50-1:100 ELISA: 1:10000
Molecular Weight	Calculated MW: 16 kDa; Observed MW: 16 kDa

Product Name: Cystatin C (7E3) Mouse Monoclonal Antibody
Catalog #: AMM00746



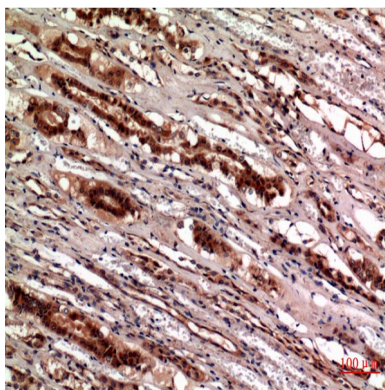
Background

Cystatin C is a 14 kDa member of the Cystatin superfamily of cysteine protease inhibitors. Most cell types secrete Cystatin C. Cystatin C inhibits cathepsins, and thereby may function as a tumor suppressor by inhibiting cathepsin mediated tumor cell invasion. In addition, this tumor suppressor function can also be attributed to Cystatin C's ability to antagonize TGF- β 1 signaling.

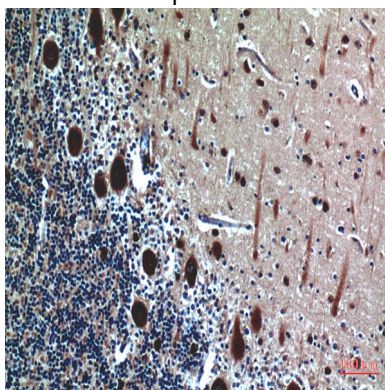
Research Area

Tags & Cell Markers

Image Data

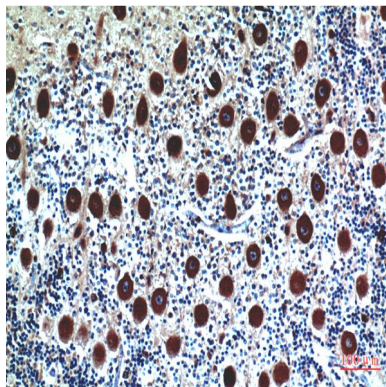


Immunohistochemistry analysis of paraffin-embedded Human Kidney Tissue using Cystatin C (7E3) antibody. High-pressure and temperature Sodium Citrate pH 6.0 was used for antigen retrieval.



Immunohistochemical analysis of paraffin-embedded Human tonsils using Cystatin C (7E3) antibody. High-pressure and temperature Sodium Citrate pH 6.0 was used for antigen retrieval.

Product Name: Cystatin C (7E3) Mouse Monoclonal Antibody
Catalog #: AMM00746



Immunohistochemistry analysis of paraffin-embedded Human Brain Tissue using Cystatin C antibody. High-pressure and temperature Sodium Citrate pH 6.0 was used for antigen retrieval.

Note

For research use only.