

Product Name: ZNF785 Rabbit Polyclonal Antibody
Catalog #: APRab20287



Summary

Production Name	ZNF785 Rabbit Polyclonal Antibody
Description	Rabbit Polyclonal Antibody
Host	Rabbit
Application	WB,IHC,ELISA
Reactivity	Human,Rat,Mouse

Performance

Conjugation	Unconjugated
Modification	Unmodified
Isotype	IgG
Clonality	Polyclonal
Form	Liquid
Storage	Store at 4°C short term. Aliquot and store at -20°C long term. Avoid freeze/thaw cycles.
Buffer	Liquid in PBS containing 50% glycerol, 0.5% BSA and 0.02% New type preservative N.
Purification	Affinity purification

Immunogen

Gene Name	ZNF785
Alternative Names	ZNF785; Zinc finger protein 785
Gene ID	146540.0
SwissProt ID	A8K8V0.The antiserum was produced against synthesized peptide derived from human ZNF785. AA range:91-140

Application

Dilution Ratio	WB 1:500 - 1:2000. IHC 1:100 - 1:300. ELISA: 1:40000..
Molecular Weight	87kD

Background

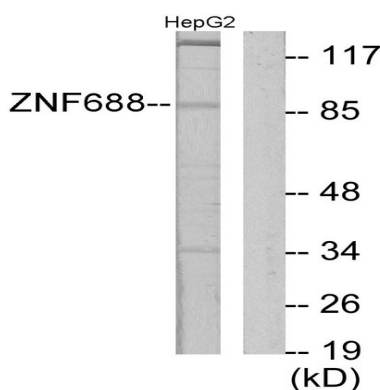
Product Name: ZNF785 Rabbit Polyclonal Antibody
Catalog #: APRab20287



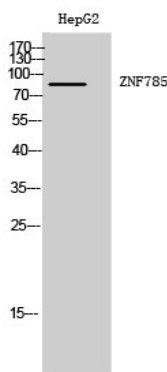
function:May be involved in transcriptional regulation.,sequence caution:The predicted gene has been split into 2 genes: ZNF688 and ZNF785.,similarity:Belongs to the krueppel C2H2-type zinc-finger protein family.,similarity:Contains 1 KRAB domain.,similarity:Contains 2 C2H2-type zinc fingers.,similarity:Contains 7 C2H2-type zinc fingers.,function:May be involved in transcriptional regulation.,sequence caution:The predicted gene has been split into 2 genes: ZNF688 and ZNF785.,similarity:Belongs to the krueppel C2H2-type zinc-finger protein family.,similarity:Contains 1 KRAB domain.,similarity:Contains 2 C2H2-type zinc fingers.,similarity:Contains 7 C2H2-type zinc fingers.,

Research Area

Image Data

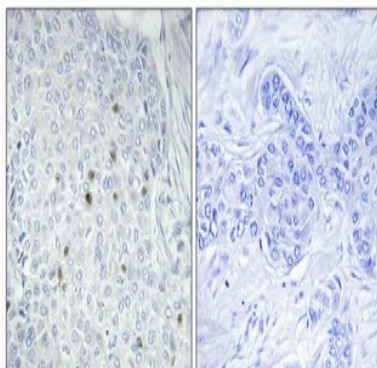


Western blot analysis of lysates from HepG2 cells, using ZNF785 Antibody. The lane on the right is blocked with the synthesized peptide.



Western Blot analysis of HepG2 cells using ZNF785 Polyclonal Antibody. Secondary antibody was diluted at 1:20000 cells nucleus extracted by Minute TM Cytoplasmic and Nuclear Fractionation kit (SC-003, Invent biotech, MN, USA) .

Product Name: ZNF785 Rabbit Polyclonal Antibody
Catalog #: APRab20287



Immunohistochemical analysis of paraffin-embedded Human breast cancer. Antibody was diluted at 1:100 (4°,overnight) . High-pressure and temperature Tris-EDTA,pH8.0 was used for antigen retrieval. Negative contrl (right) obtaned from antibody was pre-absorbed by immunogen peptide.

Note

For research use only.