

Product Name: Tetraspanin-8 Rabbit Polyclonal Antibody
Catalog #: APRab18807

Summary

Production Name	Tetraspanin-8 Rabbit Polyclonal Antibody
Description	Rabbit Polyclonal Antibody
Host	Rabbit
Application	IF, WB, ELISA
Reactivity	Human, Mouse

Performance

Conjugation	Unconjugated
Modification	Unmodified
Isotype	IgG
Clonality	Polyclonal
Form	Liquid
Storage	Store at 4°C short term. Aliquot and store at -20°C long term. Avoid freeze/thaw cycles.
Buffer	Liquid in PBS containing 50% glycerol, 0.5% BSA and 0.02% New type preservative N.
Purification	Affinity purification

Immunogen

Gene Name	TSPAN8
Alternative Names	TSPAN8; TM4SF3; Tetraspanin-8; Tspan-8; Transmembrane 4 superfamily member 3; Tumor-associated antigen CO-029
Gene ID	7103.0
SwissProt ID	P19075. The antiserum was produced against synthesized peptide derived from human TSPAN8. AA range: 96-145

Application

Dilution Ratio	WB 1:500 - 1:2000. IF 1:200 - 1:1000. ELISA: 1:20000. Not yet tested in other applications.
-----------------------	---

Product Name: Tetraspanin-8 Rabbit Polyclonal Antibody
Catalog #: AP Rab18807

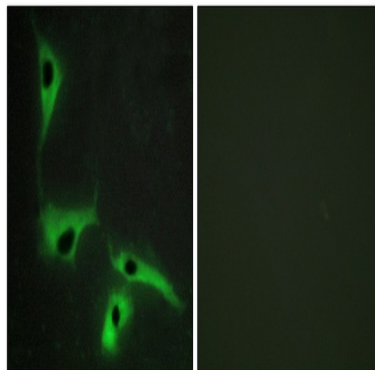
Molecular Weight 26kD

Background

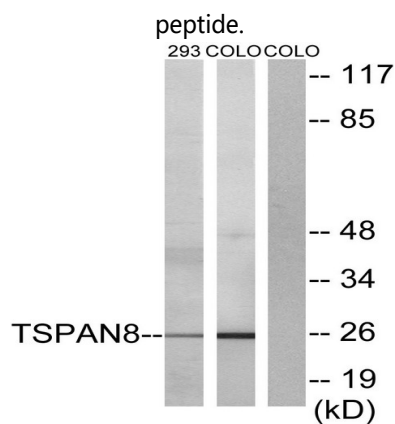
The protein encoded by this gene is a member of the transmembrane 4 superfamily, also known as the tetraspanin family. Most of these members are cell-surface proteins that are characterized by the presence of four hydrophobic domains. The proteins mediate signal transduction events that play a role in the regulation of cell development, activation, growth and motility. This encoded protein is a cell surface glycoprotein that is known to complex with integrins. This gene is expressed in different carcinomas. The use of alternate polyadenylation sites has been found for this gene. [provided by RefSeq, Jul 2008],similarity:Belongs to the tetraspanin (TM4SF) family.,tissue specificity:Gastric, colon, rectal, and pancreatic carcinomas.,

Research Area

Image Data

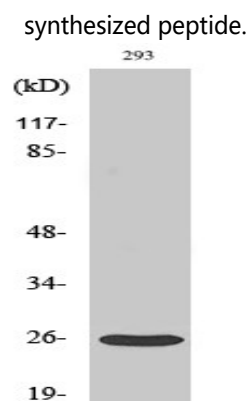


Immunofluorescence analysis of HeLa cells, using TSPAN8 Antibody. The picture on the right is blocked with the synthesized



Western blot analysis of lysates from 293 and COLO cells, using TSPAN8 Antibody. The lane on the right is blocked with the

**Product Name: Tetraspanin-8 Rabbit Polyclonal
Antibody**
Catalog #: APRab18807



Western Blot analysis of various cells using Tetraspanin-8 Polyclonal Antibody diluted at 1 : 1000

Note

For research use only.