

Product Name: Sox-8/9/17/18 Rabbit Polyclonal Antibody
Catalog #: APRab18141

Summary

Production Name	Sox-8/9/17/18 Rabbit Polyclonal Antibody
Description	Rabbit Polyclonal Antibody
Host	Rabbit
Application	IHC, WB,
Reactivity	Human, Mouse, Monkey

Performance

Conjugation	Unconjugated
Modification	Unmodified
Isotype	IgG
Clonality	Polyclonal
Form	Liquid
Storage	Store at 4°C short term. Aliquot and store at -20°C long term. Avoid freeze/thaw cycles.
Buffer	Liquid in PBS containing 50% glycerol, 0.5% BSA and 0.02% New type preservative N.
Purification	Affinity purification

Immunogen

Gene Name	SOX8/9/17/18
Alternative Names	SOX8; Transcription factor SOX-8; SOX9; Transcription factor SOX-9; SOX17; Transcription factor SOX-17; SOX18; Transcription factor SOX-18
Gene ID	30812/6662/64321/54345
SwissProt ID	P57073/P48436/Q9H6I2/P35713. The antiserum was produced against synthesized peptide derived from human SOX8/9/17/18. AA range: 116-165

Application

Dilution Ratio	WB 1:500 - 1:2000. IHC 1:100 - 1:300. ELISA: 1:10000..
Molecular Weight	47kD

Product Name: Sox-8/9/17/18 Rabbit Polyclonal Antibody
Catalog #: APRab18141

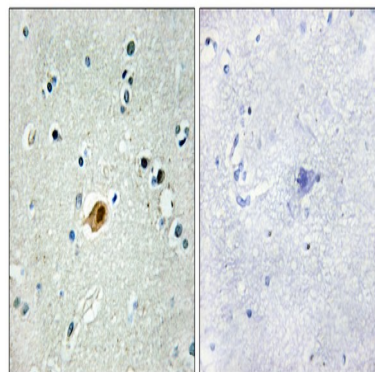
Background

SRY-box 8(SOX8) Homo sapiens This gene encodes a member of the SOX (SRY-related HMG-box) family of transcription factors involved in the regulation of embryonic development and in the determination of the cell fate. The encoded protein may act as a transcriptional activator after forming a protein complex with other proteins. This protein may be involved in brain development and function. Haploinsufficiency for this protein may contribute to the mental retardation found in haemoglobin H-related mental retardation (ART-16 syndrome). [provided by RefSeq, Jul 2008],function:May play a role in central nervous system, limb and facial development. May be involved in male sex determination. Binds the consensus motif 5'-[AT][AT]CAA[AT]G-3',similarity:Contains 1 HMG box DNA-binding domain.,

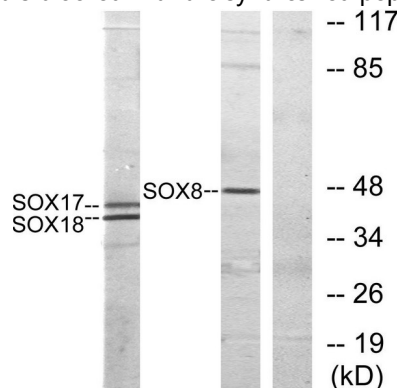
Research Area

WNT;WNT-T CELL; β -Catenin

Image Data

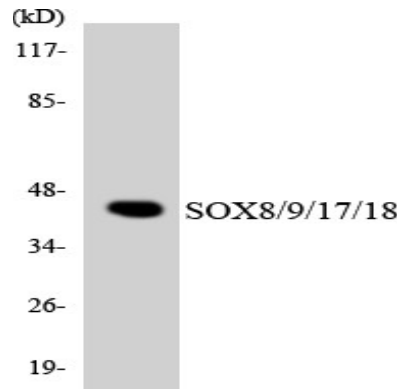


Immunohistochemistry analysis of paraffin-embedded human brain tissue, using SOX8/9/17/18 Antibody. The picture on the right is blocked with the synthesized peptide.

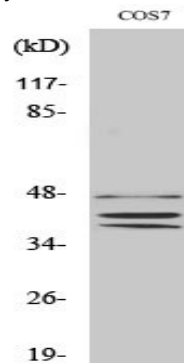


Western blot analysis of lysates from COS7 cells, treated with serum 10% 30', using SOX8/9/17/18 Antibody. The lane on the right is blocked with the synthesized peptide.

Product Name: Sox-8/9/17/18 Rabbit Polyclonal Antibody
Catalog #: APRab18141



Western blot analysis of the lysates from HeLa cells using SOX8/9/17/18 antibody.



Western Blot analysis of various cells using Sox-8/9/17/18 Polyclonal Antibody cells nucleus extracted by Minute TM Cytoplasmic and Nuclear Fractionation kit (SC-003, Invent biotech, MN, USA) .

Note

For research use only.