

Product Name: Olfactory receptor 9Q2 Rabbit Polyclonal Antibody
Catalog #: APRab15341

Summary

| | |
|------------------------|---|
| Production Name | Olfactory receptor 9Q2 Rabbit Polyclonal Antibody |
| Description | Rabbit Polyclonal Antibody |
| Host | Rabbit |
| Application | WB,ELISA |
| Reactivity | Human,Rat,Mouse |

Performance

| | |
|---------------------|--|
| Conjugation | Unconjugated |
| Modification | Unmodified |
| Isotype | IgG |
| Clonality | Polyclonal |
| Form | Liquid |
| Storage | Store at 4°C short term. Aliquot and store at -20°C long term. Avoid freeze/thaw cycles. |
| Buffer | Liquid in PBS containing 50% glycerol, 0.5% BSA and 0.02% New type preservative N. |
| Purification | Affinity purification |

Immunogen

| | |
|--------------------------|--|
| Gene Name | OR9Q2 |
| Alternative Names | OR9Q2; OR9Q2P; Olfactory receptor 9Q2 |
| Gene ID | 219957.0 |
| SwissProt ID | Q8NGE9.The antiserum was produced against synthesized peptide derived from human OR9Q2. AA range:232-281 |

Application

| | |
|-------------------------|--|
| Dilution Ratio | WB 1:500 - 1:2000. ELISA: 1:20000. Not yet tested in other applications. |
| Molecular Weight | 38kD |

Product Name: Olfactory receptor 9Q2 Rabbit Polyclonal Antibody
Catalog #: APRab15341

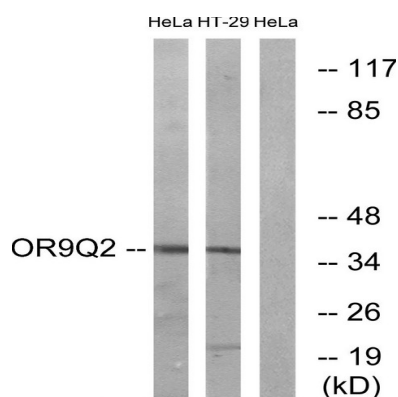
Background

olfactory receptor family 9 subfamily Q member 2(OR9Q2) Homo sapiens Olfactory receptors interact with odorant molecules in the nose, to initiate a neuronal response that triggers the perception of a smell. The olfactory receptor proteins are members of a large family of G-protein-coupled receptors (GPCR) arising from single coding-exon genes. Olfactory receptors share a 7-transmembrane domain structure with many neurotransmitter and hormone receptors and are responsible for the recognition and G protein-mediated transduction of odorant signals. The olfactory receptor gene family is the largest in the genome. The nomenclature assigned to the olfactory receptor genes and proteins for this organism is independent of other organisms. [provided by RefSeq, Jul 2008],function:Odorant receptor ,similarity:Belongs to the G-protein coupled receptor 1 family.,


Research Area

Olfactory transduction;

Image Data




Western blot analysis of lysates from HeLa and HT-29 cells, using OR9Q2 Antibody. The lane on the right is blocked with the synthesized peptide.



Western blot analysis of the lysates from HepG2 cells using OR9Q2 antibody.

**Product Name: Olfactory receptor 9Q2 Rabbit Polyclonal
Antibody**
Catalog #: APRab15341



Western Blot analysis of various cells using Olfactory receptor 9Q2 Polyclonal Antibody

Note

For research use only.