

Product Name: MC5-R Rabbit Polyclonal Antibody
Catalog #: APRab13700



Summary

Production Name	MC5-R Rabbit Polyclonal Antibody
Description	Rabbit Polyclonal Antibody
Host	Rabbit
Application	IF, WB,
Reactivity	Human, Mouse, Rat

Performance

Conjugation	Unconjugated
Modification	Unmodified
Isotype	IgG
Clonality	Polyclonal
Form	Liquid
Storage	Store at 4°C short term. Aliquot and store at -20°C long term. Avoid freeze/thaw cycles.
Buffer	Liquid in PBS containing 50% glycerol, 0.5% BSA and 0.02% New type preservative N.
Purification	Affinity purification

Immunogen

Gene Name	MC5R
Alternative Names	MC5R; Melanocortin receptor 5; MC5-R; MC-2
Gene ID	4161.0
SwissProt ID	P33032. The antiserum was produced against synthesized peptide derived from human MC5R. AA range: 271-320

Application

Dilution Ratio	WB 1:500 - 1:2000. IF 1:200 - 1:1000.
Molecular Weight	40kD

Background

Product Name: MC5-R Rabbit Polyclonal Antibody
Catalog #: AP Rab13700

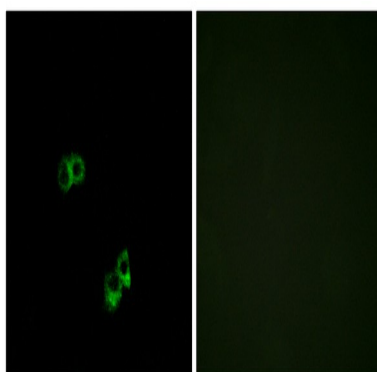


This gene encodes a member of the seven-pass transmembrane G protein-coupled melanocortin receptor protein family that stimulate cAMP signal transduction. The encoded protein is a receptor for melanocyte-stimulating hormone and adrenocorticotrophic hormone and is suggested to play a role in sebum generation. [provided by RefSeq, Jun 2010],function:Receptor for MSH (alpha, beta and gamma) and ACTH. The activity of this receptor is mediated by G proteins which activate adenylate cyclase. This receptor is a possible mediator of the immunomodulation properties of melanocortins.,online information:Melanocortin receptor entry,similarity:Belongs to the G-protein coupled receptor 1 family.,tissue specificity:Expressed in the brain but not in the melanoma cells.,

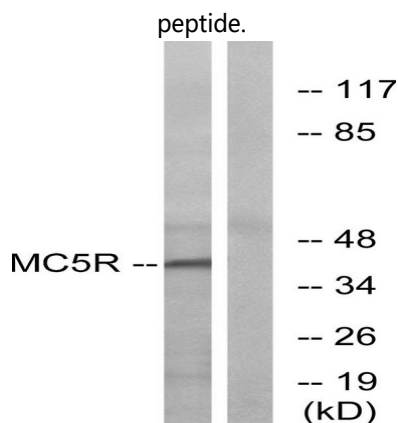
Research Area

Neuroactive ligand-receptor interaction;

Image Data

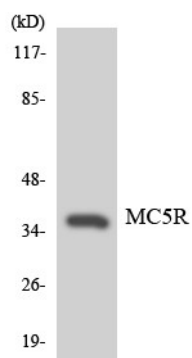


Immunofluorescence analysis of MCF7 cells, using MC5R Antibody. The picture on the right is blocked with the synthesized peptide.

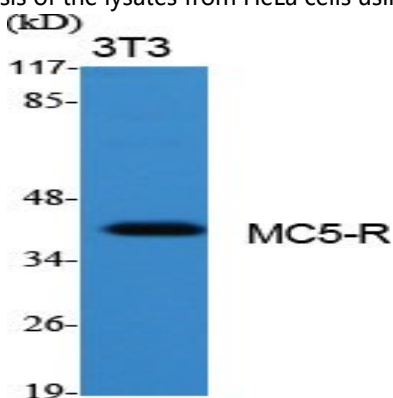


Western blot analysis of lysates from K562 cells, using MC5R Antibody. The lane on the right is blocked with the synthesized peptide.

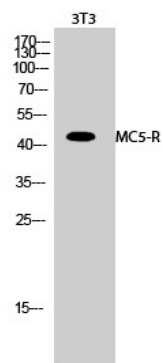
Product Name: MC5-R Rabbit Polyclonal Antibody
Catalog #: APRab13700



Western blot analysis of the lysates from HeLa cells using MC5R antibody.



Western Blot analysis of various cells using MC5-R Polyclonal Antibody



Western Blot analysis of 3T3 cells using MC5-R Polyclonal Antibody

Note

For research use only.