

Product Name: Integrin β 5 Rabbit Polyclonal Antibody
Catalog #: APRab12682



Summary

Production Name	Integrin β 5 Rabbit Polyclonal Antibody
Description	Rabbit Polyclonal Antibody
Host	Rabbit
Application	WB,ELISA
Reactivity	Human,Mouse,Rat,Monkey

Performance

Conjugation	Unconjugated
Modification	Unmodified
Isotype	IgG
Clonality	Polyclonal
Form	Liquid
Storage	Store at 4°C short term. Aliquot and store at -20°C long term. Avoid freeze/thaw cycles.
Buffer	Liquid in PBS containing 50% glycerol, 0.5% BSA and 0.02% New type preservative N.
Purification	Affinity purification

Immunogen

Gene Name	ITGB5
Alternative Names	ITGB5; Integrin beta-5
Gene ID	3693.0
SwissProt ID	P18084.The antiserum was produced against synthesized peptide derived from human Integrin beta5. AA range:721-770

Application

Dilution Ratio	WB 1:500 - 1:2000. ELISA: 1:20000. Not yet tested in other applications.
Molecular Weight	88kD

Background

Product Name: Integrin β 5 Rabbit Polyclonal Antibody
Catalog #: APRab12682

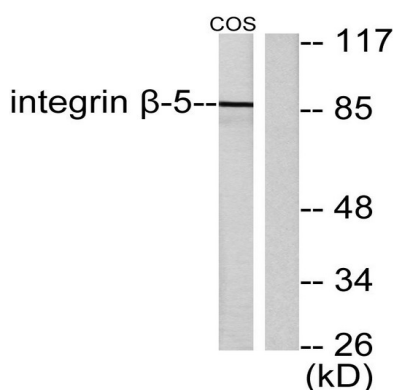


function: Integrin α -V/ β -5 is a receptor for fibronectin. It recognizes the sequence R-G-D in its ligand., similarity: Belongs to the integrin β chain family., similarity: Contains 1 PSI domain., similarity: Contains 1 VWFA domain., subunit: Heterodimer of an α and a β subunit. β -5 associates with α -V., function: Integrin α -V/ β -5 is a receptor for fibronectin. It recognizes the sequence R-G-D in its ligand., similarity: Belongs to the integrin β chain family., similarity: Contains 1 PSI domain., similarity: Contains 1 VWFA domain., subunit: Heterodimer of an α and a β subunit. β -5 associates with α -V.,

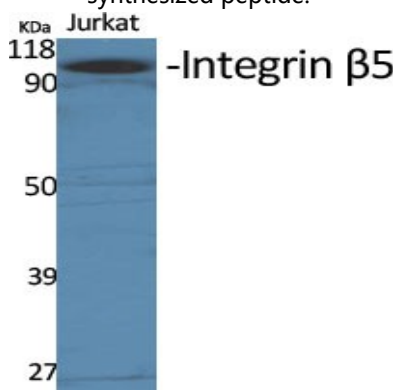
Research Area

Focal adhesion; ECM-receptor interaction; Regulates Actin and Cytoskeleton; Hypertrophic cardiomyopathy (HCM); Arrhythmogenic right ventricular cardiomyopathy (ARVC); Dilated cardiomyopathy;

Image Data




Western blot analysis of lysates from COS7 cells, using Integrin β 5 Antibody. The lane on the right is blocked with the synthesized peptide.



Western Blot analysis of various cells using Integrin β 5 Polyclonal Antibody diluted at 1: 1000

Product Name: Integrin β 5 Rabbit Polyclonal Antibody
Catalog #: APRab12682



Western Blot analysis of COS7 cells using Integrin β 5 Polyclonal Antibody diluted at 1 : 1000

Note

For research use only.