

Summary

Production Name	Hox-B9 Rabbit Polyclonal Antibody
Description	Rabbit Polyclonal Antibody
Host	Rabbit
Application	WB,ELISA
Reactivity	Human,Mouse

Performance

Conjugation	Unconjugated
Modification	Unmodified
Isotype	IgG
Clonality	Polyclonal
Form	Liquid
Storage	Store at 4°C short term. Aliquot and store at -20°C long term. Avoid freeze/thaw cycles.
Buffer	Liquid in PBS containing 50% glycerol, 0.5% BSA and 0.02% New type preservative N.
Purification	Affinity purification

Immunogen

Gene Name	HOXB9
Alternative Names	HOXB9; HOX2E; Homeobox protein Hox-B9; Homeobox protein Hox-2.5; Homeobox protein Hox-2E
Gene ID	3219.0
SwissProt ID	P17482.The antiserum was produced against synthesized peptide derived from human HOXB9. AA range:201-250

Application

Dilution Ratio	WB 1:500 - 1:2000. ELISA: 1:10000..
Molecular Weight	28kD

Product Name: Hox-B9 Rabbit Polyclonal Antibody
Catalog #: AP Rab12175

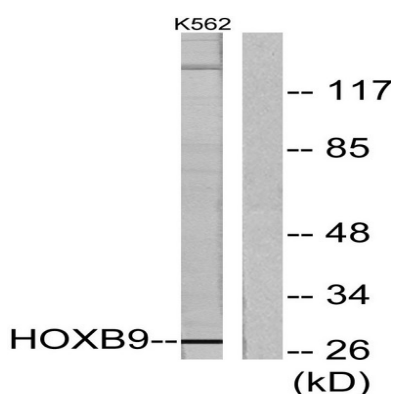


Background

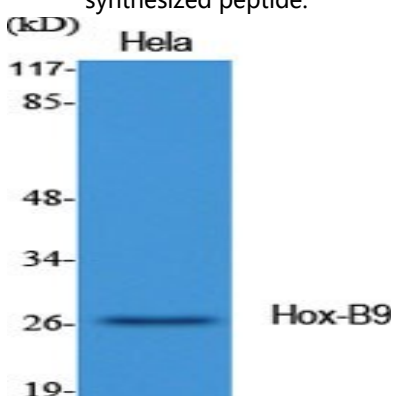
This gene is a member of the Abd-B homeobox family and encodes a protein with a homeobox DNA-binding domain. It is included in a cluster of homeobox B genes located on chromosome 17. The encoded nuclear protein functions as a sequence-specific transcription factor that is involved in cell proliferation and differentiation. Increased expression of this gene is associated with some cases of leukemia, prostate cancer and lung cancer. [provided by RefSeq, Jul 2008],developmental stage:Expressed in whole embryos and fetuses at 5-9 weeks from conception.,function:Sequence-specific transcription factor which is part of a developmental regulatory system that provides cells with specific positional identities on the anterior-posterior axis.,similarity:Belongs to the Abd-B homeobox family.,similarity:Contains 1 homeobox DNA-binding domain.,

Research Area

Image Data

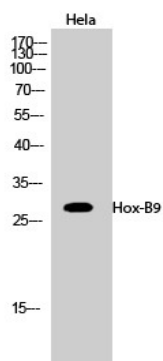


Western blot analysis of lysates from K562 cells, using HOXB9 Antibody. The lane on the right is blocked with the synthesized peptide.



Western Blot analysis of various cells using Hox-B9 Polyclonal Antibody diluted at 1 : 1000 cells nucleus extracted by Minute TM Cytoplasmic and Nuclear Fractionation kit (SC-003, Invent biotech, MN, USA) .

Product Name: Hox-B9 Rabbit Polyclonal Antibody
Catalog #: APRab12175



Western Blot analysis of HeLa cells using Hox-B9 Polyclonal Antibody diluted at 1: 1000 cells nucleus extracted by Minute
TM Cytoplasmic and Nuclear Fractionation kit (SC-003, Invent biotech, MN, USA) .

Note

For research use only.