

Product Name: Calretinin Rabbit Polyclonal Antibody
Catalog #: APRab07878



Summary

Production Name	Calretinin Rabbit Polyclonal Antibody
Description	Rabbit Polyclonal Antibody
Host	Rabbit
Application	WB,IHC,ELISA
Reactivity	Human,Mouse,Rat

Performance

Conjugation	Unconjugated
Modification	Unmodified
Isotype	IgG
Clonality	Polyclonal
Form	Liquid
Storage	Store at 4°C short term. Aliquot and store at -20°C long term. Avoid freeze/thaw cycles.
Buffer	Liquid in PBS containing 50% glycerol, 0.5% BSA and 0.02% New type preservative N.
Purification	Affinity purification

Immunogen

Gene Name	CALB2
Alternative Names	Calretinin (CR;29 kDa calbindin)
Gene ID	794.0
SwissProt ID	P22676.Synthesized peptide derived from calbindin 2 at AA range: 191-240

Application

Dilution Ratio	WB 1:500 - 1:2000. IHC-p: 1:100-1:300. ELISA: 1:10000..
Molecular Weight	32kD

Background

This gene encodes an intracellular calcium-binding protein belonging to the troponin C superfamily. Members of this

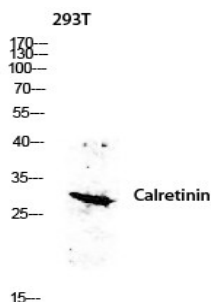
Product Name: Calretinin Rabbit Polyclonal Antibody
Catalog #: APRab07878



protein family have six EF-hand domains which bind calcium. This protein plays a role in diverse cellular functions, including message targeting and intracellular calcium buffering. It also functions as a modulator of neuronal excitability, and is a diagnostic marker for some human diseases, including Hirschsprung disease and some cancers. Alternative splicing results in multiple transcript variants. [provided by RefSeq, Jun 2010],function:Calretinin is a calcium-binding protein which is abundant in auditory neurons.,online information:Calbindin entry,similarity:Belongs to the calbindin family.,similarity:Contains 6 EF-hand domains.,tissue specificity:Brain.,

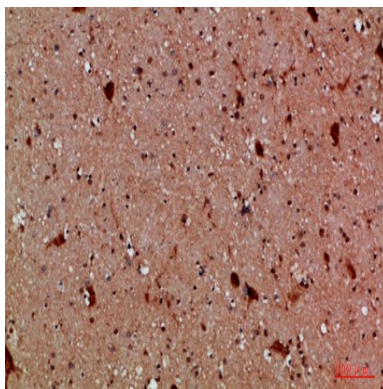
Research Area

Image Data



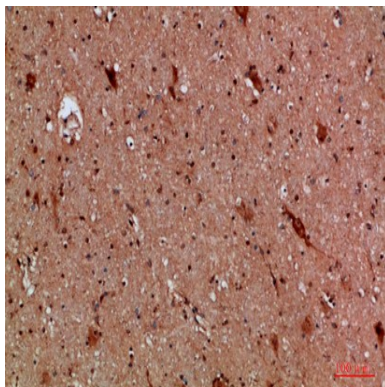
Western blot analysis of 293T lysis using CALB2 antibody. Antibody was diluted at 1:500. Secondary antibody was diluted at

1:20000



Immunohistochemical analysis of paraffin-embedded human-brain, antibody was diluted at 1:200

Product Name: Calretinin Rabbit Polyclonal Antibody
Catalog #: APRab07878



Immunohistochemical analysis of paraffin-embedded human-brain, antibody was diluted at 1:200

Note

For research use only.