

**Product Name: BRD3 Rabbit Polyclonal Antibody**  
**Catalog #: APRab07649**



## Summary

<b>Production Name</b>	BRD3 Rabbit Polyclonal Antibody
<b>Description</b>	Rabbit Polyclonal Antibody
<b>Host</b>	Rabbit
<b>Application</b>	WB,ELISA
<b>Reactivity</b>	Human,Mouse

## Performance

<b>Conjugation</b>	Unconjugated
<b>Modification</b>	Unmodified
<b>Isotype</b>	IgG
<b>Clonality</b>	Polyclonal
<b>Form</b>	Liquid
<b>Storage</b>	Store at 4°C short term. Aliquot and store at -20°C long term. Avoid freeze/thaw cycles.
<b>Buffer</b>	Liquid in PBS containing 50% glycerol, 0.5% BSA and 0.02% New type preservative N.
<b>Purification</b>	Affinity purification

## Immunogen

<b>Gene Name</b>	BRD3
<b>Alternative Names</b>	BRD3; KIAA0043; RING3L; Bromodomain-containing protein 3; RING3-like protein
<b>Gene ID</b>	8019.0
<b>SwissProt ID</b>	Q15059.The antiserum was produced against synthesized peptide derived from human BRD3. AA range:611-660

## Application

<b>Dilution Ratio</b>	WB 1:500 - 1:2000. ELISA: 1:20000. Not yet tested in other applications.
<b>Molecular Weight</b>	90kD

## Background

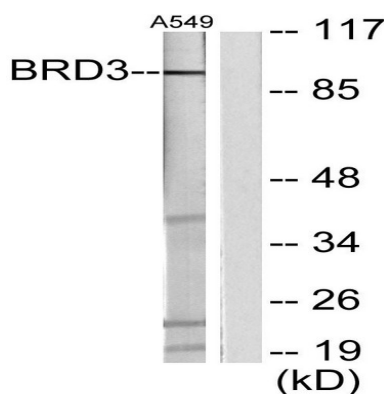
**Product Name: BRD3 Rabbit Polyclonal Antibody**  
**Catalog #: APRab07649**



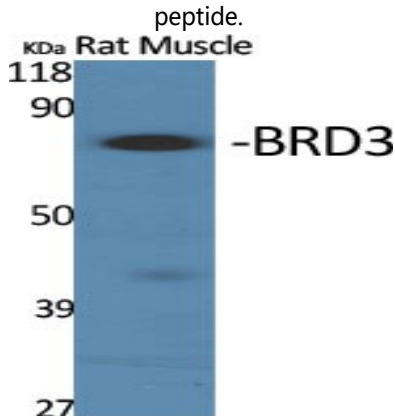
This gene was identified based on its homology to the gene encoding the RING3 protein, a serine/threonine kinase. The gene localizes to 9q34, a region which contains several major histocompatibility complex (MHC) genes. The function of the encoded protein is not known. [provided by RefSeq, Jul 2008],disease:A chromosomal aberration involving BRD3 is found in a rare, aggressive, and lethal carcinoma arising in midline organs of young people. Translocation t(15;9)(q14;q34) with NUT which produces a BRD3-NUT fusion protein.,similarity:Contains 2 bromo domains.,tissue specificity:Ubiquitous.,

## Research Area

## Image Data

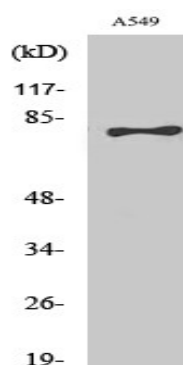


Western blot analysis of lysates from A549 cells, using BRD3 Antibody. The lane on the right is blocked with the synthesized peptide.



Western Blot analysis of various cells using BRD3 Polyclonal Antibody cells nucleus extracted by Minute TM Cytoplasmic and Nuclear Fractionation kit (SC-003, Invent biotech, MN, USA) .

**Product Name: BRD3 Rabbit Polyclonal Antibody**  
**Catalog #: APRab07649**



Western Blot analysis of A549 cells using BRD3 Polyclonal Antibody cells nucleus extracted by Minute TM Cytoplasmic and Nuclear Fractionation kit (SC-003, Invent biotech, MN, USA) .

#### **Note**

For research use only.