

Summary

Production Name	Arp3 Rabbit Polyclonal Antibody
Description	Rabbit Polyclonal Antibody
Host	Rabbit
Application	WB,
Reactivity	Human,Mouse,Rat

Performance

Conjugation	Unconjugated
Modification	Unmodified
Isotype	IgG
Clonality	Polyclonal
Form	Liquid
Storage	Store at 4°C short term. Aliquot and store at -20°C long term. Avoid freeze/thaw cycles.
Buffer	Liquid in PBS containing 50% glycerol, 0.5% BSA and 0.02% New type preservative N.
Purification	Affinity purification

Immunogen

Gene Name	ACTR3
Alternative Names	ACTR3; ARP3; Actin-related protein 3; Actin-like protein 3
Gene ID	10096.0
SwissProt ID	P61158.The antiserum was produced against synthesized peptide derived from human ACTR3. AA range:369-418

Application

Dilution Ratio	WB 1:500 - 1:2000. ELISA: 1:40000. Not yet tested in other applications.
Molecular Weight	47kD

Background

Product Name: Arp3 Rabbit Polyclonal Antibody
Catalog #: APRab07160

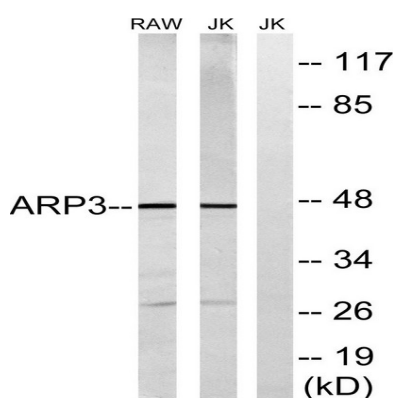


The specific function of this gene has not yet been determined; however, the protein it encodes is known to be a major constituent of the ARP2/3 complex. This complex is located at the cell surface and is essential to cell shape and motility through lamellipodial actin assembly and protrusion. Three transcript variants encoding two different isoforms have been found for this gene. [provided by RefSeq, Mar 2013],function:Functions as ATP-binding component of the Arp2/3 complex which is involved in regulation of actin polymerization and together with an activating nucleation-promoting factor (NPF) mediates the formation of branched actin networks. Seems to contact the pointed end of the daughter actin filament.,similarity:Belongs to the actin family.,similarity:Belongs to the actin family. ARP3 subfamily.,subunit:Component of the Arp2/3 complex composed of ARP2, ARP3, ARPC1B/p41-ARC, ARPC2/p34-ARC, ARPC3/p21-ARC, ARPC4/p20-ARC and ARPC5/p16-ARC. Interacts with WHDC1.,


Research Area

Regulation of Actin Dynamics; Adherens_Junction; Protein_Acetylation

Image Data

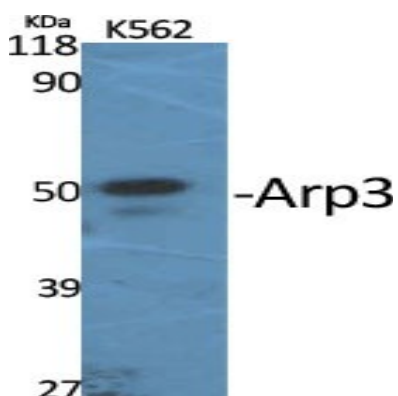


Western blot analysis of lysates from Jurkat and RAW264.7 cells, using ACTR3 Antibody. The lane on the right is blocked with the synthesized peptide.




Western blot analysis of the lysates from COLO205 cells using ACTR3 antibody.

Product Name: Arp3 Rabbit Polyclonal Antibody
Catalog #: APRab07160



Western Blot analysis of various cells using Arp3 Polyclonal Antibody



Western Blot analysis of K562 cells using Arp3 Polyclonal Antibody

Note

For research use only.