

Product Name: HspBAP1 Rabbit Polyclonal Antibody
Catalog #: APRab00515



Summary

Production Name	HspBAP1 Rabbit Polyclonal Antibody
Description	Primary antibody
Host	Rabbit
Application	WB,IHC-P,ELISA
Reactivity	Human

Performance

Conjugation	Unconjugated
Modification	Unmodified
Isotype	IgG
Clonality	Polyclonal Antibody
Form	Liquid
Storage	Store at 4°C short term. Aliquot and store at -20°C long term. Avoid freeze/thaw cycles.
Buffer	Liquid in PBS containing 50% glycerol, 0.5% BSA and 0.02% sodium azide, pH 7.3.
Purification	Affinity Purified

Immunogen

Gene Name	HSPBAP1
Alternative Names	HSPBAP1; PASS1; HSPB1-associated protein 1; 27 kDa heat shock protein-associated protein 1; Protein associated with small stress protein 1
Gene ID	79663
SwissProt ID	Q96EW2

Application

Dilution Ratio	WB: 1/500-1/1000 IHC: 1/50-1/100 ELISA: 1/10000
Molecular Weight	Calculated MW: 55 kDa; Observed MW: 55 kDa

Background

Product Name: HspBAP1 Rabbit Polyclonal Antibody
Catalog #: APRab00515

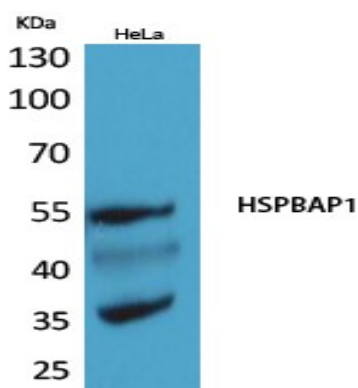


May play a role in cellular stress response.

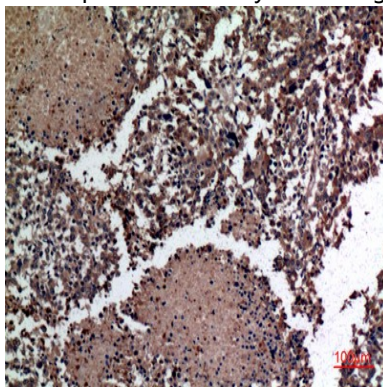
Research Area

Epigenetics and Nuclear Signaling

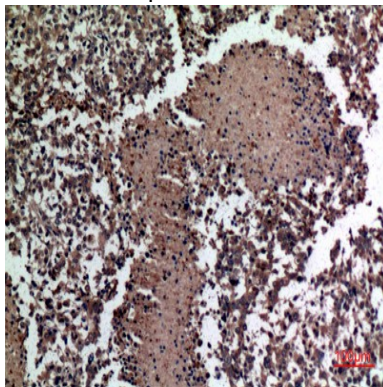
Image Data



Western blot analysis of HspBAP1 in HeLa lysates using HspBAP1 antibody.



Immunohistochemistry analysis of paraffin-embedded Human lungcancer using HspBAP1 antibody. High-pressure and temperature Sodium Citrate pH 6.0 was used for antigen retrieval.



Immunohistochemistry analysis of paraffin-embedded Human lungcancer using HspBAP1 antibody. High-pressure and temperature Sodium Citrate pH 6.0 was used for antigen retrieval.

Product Name: HspBAP1 Rabbit Polyclonal Antibody
Catalog #: APRab00515



Note

For research use only.