

**Product Name: ZNF307 Rabbit Polyclonal Antibody**  
**Catalog #: APRab00490**



## Summary

<b>Production Name</b>	ZNF307 Rabbit Polyclonal Antibody
<b>Description</b>	Primary antibody
<b>Host</b>	Rabbit
<b>Application</b>	WB,IHC-P,ELISA
<b>Reactivity</b>	Human

## Performance

<b>Conjugation</b>	Unconjugated
<b>Modification</b>	Unmodified
<b>Isotype</b>	IgG
<b>Clonality</b>	Polyclonal Antibody
<b>Form</b>	Liquid
<b>Storage</b>	Store at 4°C short term. Aliquot and store at -20°C long term. Avoid freeze/thaw cycles.
<b>Buffer</b>	Liquid in PBS containing 50% glycerol, 0.5% BSA and 0.02% sodium azide, pH 7.3.
<b>Purification</b>	Affinity Purified

## Immunogen

<b>Gene Name</b>	ZKSCAN4
<b>Alternative Names</b>	ZKSCAN4; ZNF307; ZNF427; Zinc finger protein with KRAB and SCAN domains 4; P373c6.1; Zinc finger protein 307; Zinc finger protein 427
<b>Gene ID</b>	387032
<b>SwissProt ID</b>	Q969J2

## Application

<b>Dilution Ratio</b>	WB: 1/500-1/1000 IHC: 1/50-1/100 ELISA: 1/10000
<b>Molecular Weight</b>	Calculated MW: 62 kDa; Observed MW: 62 kDa

## Background

**Product Name: ZNF307 Rabbit Polyclonal Antibody**  
**Catalog #: APRab00490**

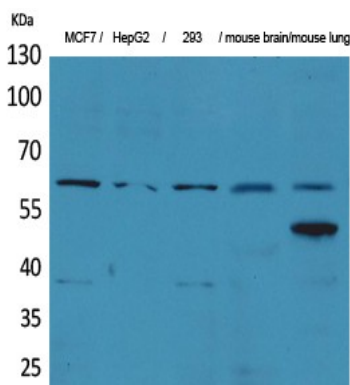


May be involved in the transcriptional activation of MDM2 and EP300 genes.

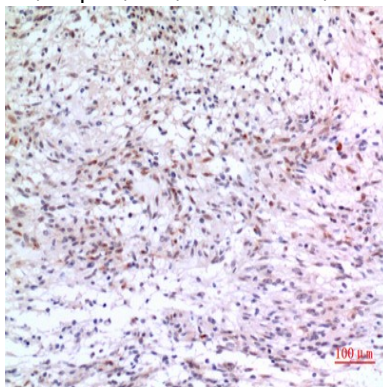
## Research Area

Epigenetics and Nuclear Signaling

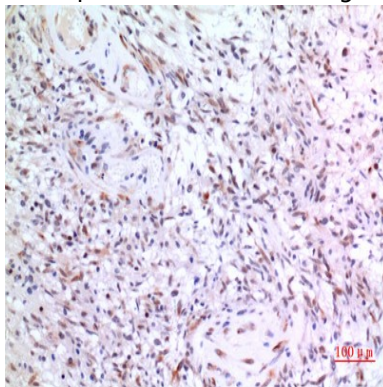
## Image Data



Western blot analysis of ZNF307 in MCF-7, HepG2, 293, mouse brain, mouse lung lysates using ZNF307 antibody.



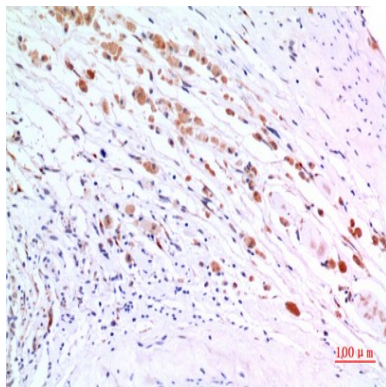
Immunohistochemistry analysis of paraffin-embedded Human brain using ZNF307 antibody. High-pressure and temperature Sodium Citrate pH 6.0 was used for antigen retrieval.



Immunohistochemistry analysis of paraffin-embedded Human brain using ZNF307 antibody. High-pressure and temperature Sodium Citrate pH 6.0 was used for antigen retrieval.

**Product Name: ZNF307 Rabbit Polyclonal Antibody**  
**Catalog #: APRab00490**

---



Immunohistochemistry analysis of paraffin-embedded Human brain using ZNF307 antibody. High-pressure and temperature Sodium Citrate pH 6.0 was used for antigen retrieval.

#### **Note**

For research use only.