

Product Name: NF-KB p65 Rabbit Monoclonal Antibody
Catalog #: AMRe03785



Summary

Production Name	NF-KB p65 Rabbit Monoclonal Antibody
Description	Recombinant Rabbit Monoclonal antibody
Host	Rabbit
Application	WB,IHC-F,IHC-P,ICC/IF,IP
Reactivity	Human,Mouse

Performance

Conjugation	Unconjugated
Modification	Unmodified
Isotype	IgG
Clonality	Monoclonal Antibody
Form	Liquid
Storage	Store at 4°C short term. Aliquot and store at -20°C long term. Avoid freeze/thaw cycles.
Buffer	50mM Tris-Glycine(pH 7.4), 0.15M NaCl, 40% Glycerol, 0.01% Sodium azide and 0.05% BSA
Purification	Affinity Purified

Immunogen

Gene Name	RELA
Alternative Names	NFKB3; RELA; TF65; Transcription factor p65; p65; NFkB
Gene ID	5970
SwissProt ID	Q04206

Application

Dilution Ratio	WB: 1/500-1/1000 IHC: 1/50-1/100 IF: 1/50-1/200 IP: 1/20
Molecular Weight	Calculated MW: 60 kDa; Observed MW: 65 kDa

Background

Product Name: NF-KB p65 Rabbit Monoclonal Antibody
Catalog #: AMRe03785

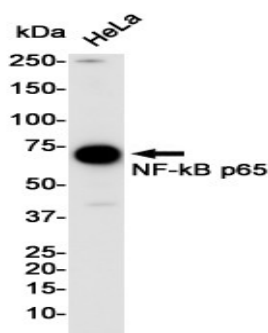


NFKB1 (MIM 164011) or NFKB2 (MIM 164012) is bound to REL (MIM 164910), RELA, or RELB (MIM 604758) to form the NFKB complex. The p50 (NFKB1)/p65 (RELA) heterodimer is the most abundant form of NFKB. The NFKB complex is inhibited by I-kappa-B proteins (NFKBIA, MIM 164008 or NFKBIB, MIM 604495), which inactivate NFKB by trapping it in the cytoplasm.

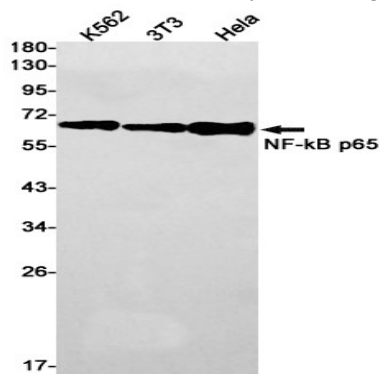
Research Area

Cell Biology

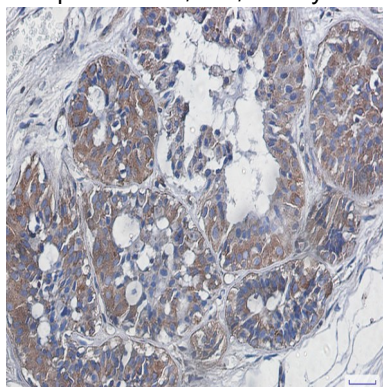
Image Data



Western blot analysis of NF-KB p65 in HeLa lysates using NF-KB p65 antibody.



Western blot analysis of NF-KB p65 in K562, 3T3, HeLa lysates using NF-KB p65 antibody.



Product Name: NF-KB p65 Rabbit Monoclonal Antibody
Catalog #: AMRe03785



Immunohistochemistry analysis of paraffin-embedded Human breast cancer using NF-KB p65 antibody. High-pressure and temperature Sodium Citrate pH 6.0 was used for antigen retrieval.

Note

For research use only.