

Product Name: FMRP Rabbit Monoclonal Antibody
Catalog #: AMRe01413



Summary

Production Name	FMRP Rabbit Monoclonal Antibody
Description	Recombinant Rabbit Monoclonal antibody
Host	Rabbit
Application	WB,IHC-F,IHC-P,ICC/IF
Reactivity	Human,Monkey

Performance

Conjugation	Unconjugated
Modification	Unmodified
Isotype	IgG
Clonality	Monoclonal Antibody
Form	Liquid
Storage	Store at 4°C short term. Aliquot and store at -20°C long term. Avoid freeze/thaw cycles.
Buffer	50mM Tris-Glycine(pH 7.4), 0.15M NaCl, 40% Glycerol, 0.01% Sodium azide and 0.05% BSA
Purification	Affinity Purified

Immunogen

Gene Name	FMR1
Alternative Names	FMR1; Fragile X mental retardation protein 1; FMRP; Protein FMR-1
Gene ID	2332
SwissProt ID	Q06787

Application

Dilution Ratio	WB: 1/500-1/1000 IHC: 1/50-1/100 IF: 1/50-1/200
Molecular Weight	Calculated MW: 71 kDa; Observed MW: 70-80 kDa

Background

Product Name: FMRP Rabbit Monoclonal Antibody
Catalog #: AMRe01413

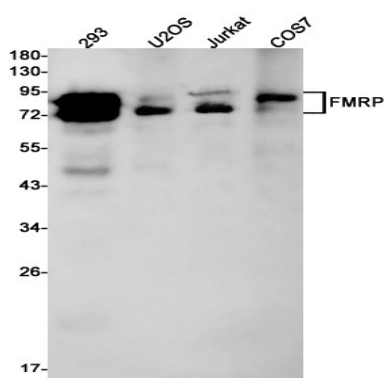


The protein encoded by this gene binds RNA and is associated with polysomes. The encoded protein may be involved in mRNA trafficking from the nucleus to the cytoplasm. A trinucleotide repeat (CGG) in the 5' UTR is normally found at 6-53 copies, but an expansion to 55-230 repeats is the cause of fragile X syndrome.

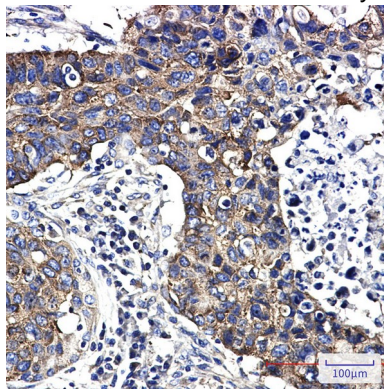
Research Area

Neuroscience

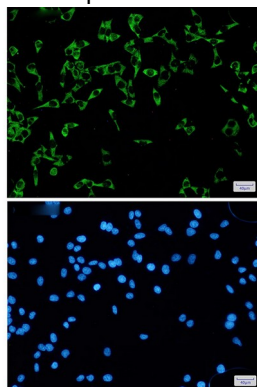
Image Data



Western blot analysis of FMRP in 293, U2OS, Jurkat, COS7 lysates using FMRP antibody.



Immunohistochemistry analysis of paraffin-embedded Human lung cancer using FMRP antibody. High-pressure and temperature Sodium Citrate pH 6.0 was used for antigen retrieval.



Product Name: FMRP Rabbit Monoclonal Antibody
Catalog #: AMRe01413



Immunocytochemistry analysis of FMRP (green) in Hela using FMRP antibody, and DAPI (blue)

Note

For research use only.