

Product Name: Survivin (8B9) Mouse Monoclonal Antibody
Catalog #: AMM03600

Summary

Production Name	Survivin (8B9) Mouse Monoclonal Antibody
Description	Primary antibody
Host	Mouse
Application	WB,IHC-P
Reactivity	Human,Rat

Performance

Conjugation	Unconjugated
Modification	Unmodified
Isotype	IgG1
Clonality	Monoclonal Antibody
Form	Liquid
Storage	Store at 4°C short term. Aliquot and store at -20°C long term. Avoid freeze/thaw cycles.
Buffer	Liquid in PBS containing 50% glycerol, 0.5% BSA and 0.02% sodium azide, pH 7.3.
Purification	Affinity Purified

Immunogen

Gene Name	BIRC5
Alternative Names	BIRC5; API4; IAP4; Baculoviral IAP repeat-containing protein 5; Apoptosis inhibitor 4; Apoptosis inhibitor survivin
Gene ID	332
SwissProt ID	O15392

Application

Dilution Ratio	WB: 1/500-1/1000 IHC: 1/50-1/100
Molecular Weight	Calculated MW: 16 kDa; Observed MW: 16 kDa

Product Name: Survivin (8B9) Mouse Monoclonal Antibody
Catalog #: AMM03600



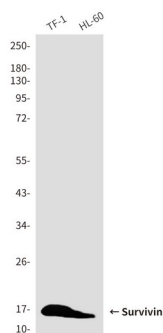
Background

Survivin is an apoptosis inhibitor that is expressed during the G2/M phase of the cell cycle. Associates with the microtubules of the mitotic spindle and any disruption results in the loss of apoptosis activity. May play a role in neoplasia.

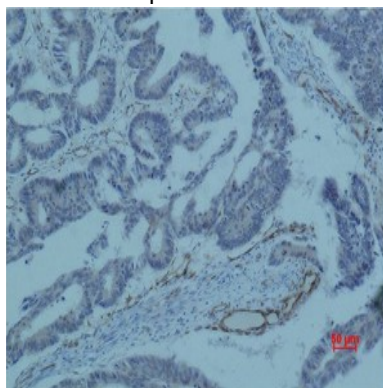
Research Area

Cell Biology

Image Data

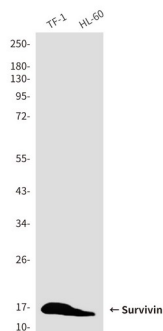


Immunohistochemistry analysis of paraffin-embedded Human colon carcinoma using Survivin antibody. High-pressure and temperature Sodium Citrate pH 6.0 was used for antigen retrieval.



Western blot analysis of Survivin (8B9) in TF1, HL6 lysates using Survivin (8B9) antibody.

Product Name: Survivin (8B9) Mouse Monoclonal Antibody
Catalog #: AMM03600



Immunohistochemistry analysis of paraffin-embedded Human colon carcinoma using Survivin antibody. High-pressure and temperature Sodium Citrate pH 6.0 was used for antigen retrieval.

Note

For research use only.