

**Product Name: Fatty Acid Synthase (6B9) Mouse
Monoclonal Antibody
Catalog #: AMM03552**

Summary

Production Name	Fatty Acid Synthase (6B9) Mouse Monoclonal Antibody
Description	Primary antibody
Host	Mouse
Application	WB,ICC/IF,IP
Reactivity	Human,Mouse,Rat,Monkey

Performance

Conjugation	Unconjugated
Modification	Unmodified
Isotype	IgG1
Clonality	Monoclonal Antibody
Form	Liquid
Storage	Store at 4°C short term. Aliquot and store at -20°C long term. Avoid freeze/thaw cycles.
Buffer	Liquid in PBS containing 50% glycerol, 0.5% BSA and 0.02% sodium azide, pH 7.3.
Purification	Affinity Purified

Immunogen

Gene Name	FASN
Alternative Names	FASN; FAS; Fatty acid synthase
Gene ID	2194
SwissProt ID	P49327

Application

Dilution Ratio	WB: 1/500-1/1000 IF: 1/50-1/200 IP: 1/20
Molecular Weight	Calculated MW: 273 kDa; Observed MW: 273 kDa

Background

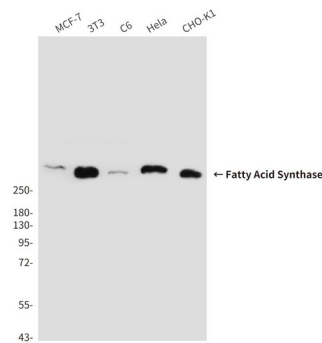
**Product Name: Fatty Acid Synthase (6B9) Mouse
Monoclonal Antibody
Catalog #: AMM03552**

Fatty acid synthase (FASN) catalyzes the synthesis of long-chain fatty acids from acetyl-CoA and malonyl-CoA. FASN is active as a homodimer with seven different catalytic activities and produces lipids in the liver for export to metabolically active tissues or storage in adipose tissue. In most other human tissues, FASN is minimally expressed since they rely on circulating fatty acids for new structural lipid synthesis.

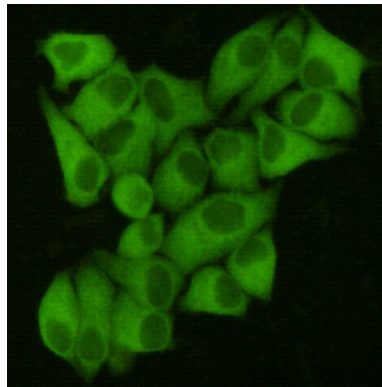
Research Area

Cardiovascular

Image Data

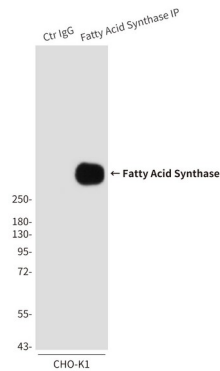


Western blot analysis of Fatty Acid Synthase in HeLa, C6, 3T3, CHO-K1 and MCF-7 lysates using Fatty Acid Synthase antibody.



Immunocytochemistry analysis of Fatty Acid Synthase (6B9) in HeLa using Fatty Acid Synthase antibody.

**Product Name: Fatty Acid Synthase (6B9) Mouse
Monoclonal Antibody
Catalog #: AMM03552**



Immunoprecipitation analysis of Fatty Acid Synthase (6B9) in CHO-K1 lysates using Fatty Acid Synthase antibody.

Note

For research use only.