

Product Name: Hsp90 beta (3B9) Mouse Monoclonal Antibody
Catalog #: AMM03518



Summary

Production Name	Hsp90 beta (3B9) Mouse Monoclonal Antibody
Description	Primary antibody
Host	Mouse
Application	WB, ICC/IF, IP
Reactivity	Human, Mouse, Rat, Monkey, Hamster

Performance

Conjugation	Unconjugated
Modification	Unmodified
Isotype	IgG1
Clonality	Monoclonal Antibody
Form	Liquid
Storage	Store at 4°C short term. Aliquot and store at -20°C long term. Avoid freeze/thaw cycles.
Buffer	Liquid in PBS containing 50% glycerol, 0.5% BSA and 0.02% sodium azide, pH 7.3.
Purification	Affinity Purified

Immunogen

Gene Name	HSP90AB1
Alternative Names	HSP90AB1; HSP90B; HSPC2; HSPCB; Heat shock protein HSP 90-beta; HSP 90; Heat shock 84 kDa; HSP 84; HSP84
Gene ID	3326
SwissProt ID	P08238

Application

Dilution Ratio	WB: 1/500-1/1000 IF: 1/50-1/200 IP: 1/20
Molecular Weight	Calculated MW: 83 kDa; Observed MW: 90 kDa

Product Name: Hsp90 beta (3B9) Mouse Monoclonal Antibody
Catalog #: AMM03518



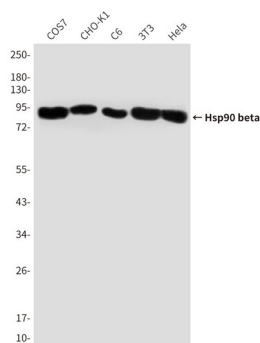
Background

Molecular chaperone that promotes the maturation, structural maintenance and proper regulation of specific target proteins involved for instance in cell cycle control and signal transduction. Undergoes a functional cycle that is linked to its ATPase activity. This cycle probably induces conformational changes in the client proteins, thereby causing their activation. Interacts dynamically with various co-chaperones that modulate its substrate recognition, ATPase cycle and chaperone function.

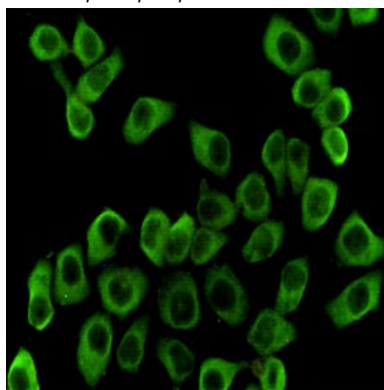
Research Area

Signal Transduction

Image Data

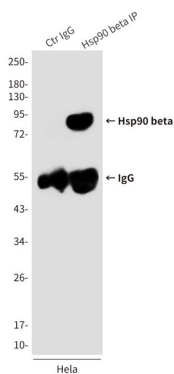


Western blot analysis of Hsp90 beta in HeLa, 3T3, C6, CHO-K1 and COS7 lysates using Hsp90 beta antibody.



Immunocytochemistry analysis of Hsp90 beta (3B9) in HeLa using Hsp90 beta antibody.

Product Name: Hsp90 beta (3B9) Mouse Monoclonal Antibody
Catalog #: AMM03518



Immunoprecipitation analysis of Hsp90 beta (3B9) in HeLa lysates using Hsp90 beta antibody.

Note

For research use only.