

**Product Name: TBL1XR1 (4F3) Mouse Monoclonal Antibody**  
**Catalog #: AMM03435**

---

## Summary

<b>Production Name</b>	TBL1XR1 (4F3) Mouse Monoclonal Antibody
<b>Description</b>	Primary antibody
<b>Host</b>	Mouse
<b>Application</b>	WB,IHC-F,IHC-P,ICC/IF
<b>Reactivity</b>	Human,Mouse

## Performance

<b>Conjugation</b>	Unconjugated
<b>Modification</b>	Unmodified
<b>Isotype</b>	IgG1
<b>Clonality</b>	Monoclonal Antibody
<b>Form</b>	Liquid
<b>Storage</b>	Store at 4°C short term. Aliquot and store at -20°C long term. Avoid freeze/thaw cycles.
<b>Buffer</b>	Liquid in PBS containing 50% glycerol, 0.5% BSA and 0.02% sodium azide, pH 7.3.
<b>Purification</b>	Affinity Purified

## Immunogen

<b>Gene Name</b>	TBL1XR1 C21; DC42; F box like/WD repeat containing protein TBL1XR1; F-box-like/WD repeat-containing protein TBL1XR1; FLJ12894; IRA1; Nuclear receptor corepressor/HDAC3 complex subunit; Nuclear receptor corepressor/HDAC3 complex subunit TBLR1; TBL1 related protein 1; TBL1-related protein 1; TBL1R_HUMAN; TBL1XR1; Transducin (beta) like 1 X linked receptor 1; Transducin beta like 1X related protein 1; Transducin beta-like 1X-related protein 1.
<b>Alternative Names</b>	
<b>Gene ID</b>	79718
<b>SwissProt ID</b>	Q9BZK7

## Application

---

**Product Name: TBL1XR1 (4F3) Mouse Monoclonal Antibody**  
**Catalog #: AMM03435**

**Dilution Ratio**

WB: 1/500-1/1000 IHC: 1/50-1/100 IF: 1/50-1/200

**Molecular Weight**

Calculated MW: 56 kDa; Observed MW: 60 kDa

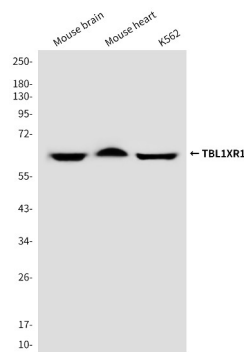
## Background

F-box-like protein involved in the recruitment of the ubiquitin/19S proteasome complex to nuclear receptor-regulated transcription units. Plays an essential role in transcription activation mediated by nuclear receptors.

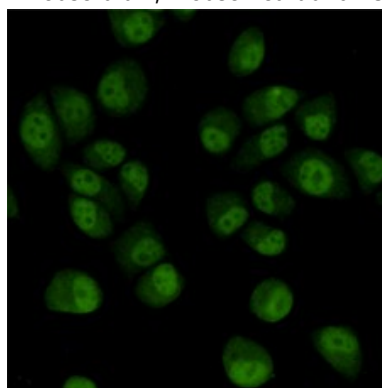
## Research Area

Epigenetics and Nuclear Signaling

## Image Data



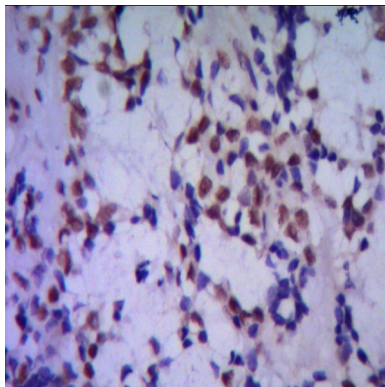
Western blot analysis of TBLR1 in mouse brain, mouse heart and K562 lysates using TBLR1 antibody.



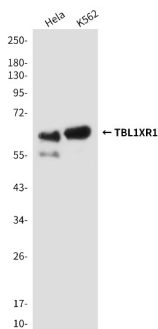
Immunocytochemistry analysis of TBL1XR1 (4F3) in HeLa using TBLR1 antibody.

**Product Name: TBL1XR1 (4F3) Mouse Monoclonal Antibody**  
**Catalog #: AMM03435**

---



Immunohistochemistry analysis of paraffin-embedded human breast cancer using TBLR1 antibody. High-pressure and temperature Sodium Citrate pH 6.0 was used for antigen retrieval.



Western blot analysis of TBL1XR1 (4F3) in HeLa, K562 lysates using TBL1XR1 (4F3) antibody

## Note

For research use only.