

Product Name: Carcino Embryonic Antigen CEA (2A8)
Mouse Monoclonal Antibody
Catalog #: AMM03340



Summary

Production Name	Carcino Embryonic Antigen CEA (2A8) Mouse Monoclonal Antibody
Description	Primary antibody
Host	Mouse
Application	IHC-P, ICC/IF
Reactivity	Human

Performance

Conjugation	Unconjugated
Modification	Unmodified
Isotype	IgG1
Clonality	Monoclonal Antibody
Form	Liquid
Storage	Store at 4°C short term. Aliquot and store at -20°C long term. Avoid freeze/thaw cycles.
Buffer	Liquid in PBS containing 50% glycerol, 0.5% BSA and 0.02% sodium azide, pH 7.3.
Purification	Affinity Purified

Immunogen

Gene Name	CEACAM5
Alternative Names	CEACAM5; CEA; Carcinoembryonic antigen-related cell adhesion molecule 5; Carcinoembryonic antigen; CEA; Meconium antigen 100; CD66e
Gene ID	1048
SwissProt ID	P06731

Application

Dilution Ratio	IHC: 1/50-1/100 IF: 1/50-1/200
Molecular Weight	-

Product Name: Carcino Embryonic Antigen CEA (2A8)
Mouse Monoclonal Antibody
Catalog #: AMM03340



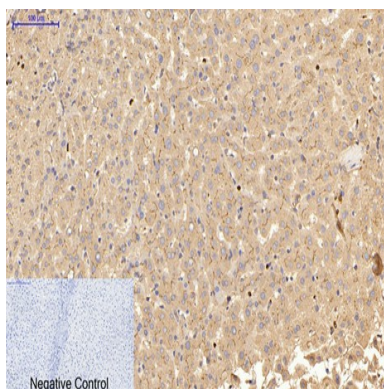
Background

Carcinoembryonic antigen (CEA), also known as CD66e or CEACAM5, is a 180-200 kDa cell surface glycoprotein whose expression is elevated in intestinal carcinomas and other tumors. CEA mediates cell adhesion, though little more is known about its biological activity.

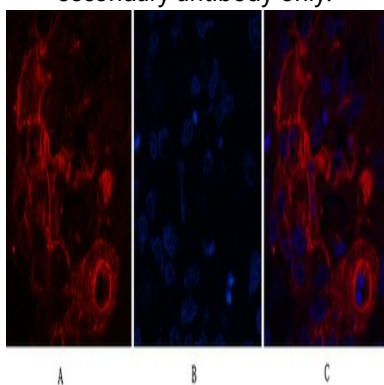
Research Area

Tags & Cell Markers

Image Data

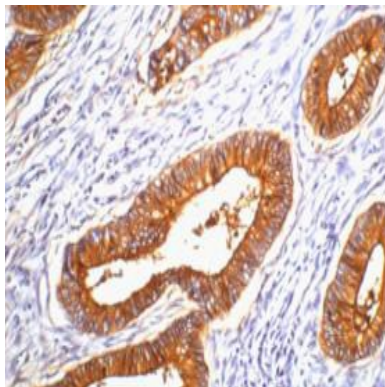


Immunohistochemistry analysis of paraffin-embedded Human liver tissue using Carcino Embryonic Antigen CEA (2A8) antibody. High-pressure and temperature Sodium Citrate pH 6.0 was used for antigen retrieval. Negative control was used by secondary antibody only.



Immunofluorescence analysis of Carcino Embryonic Antigen CEA (2A8) in Human lung cancer tissue using Carcino Embryonic Antigen CEA (2A8) antibody (red), and DAPI (blue).

Product Name: Carcino Embryonic Antigen CEA (2A8)
Mouse Monoclonal Antibody
Catalog #: AMM03340



Immunohistochemistry analysis of paraffin-embedded Human colon cancer tissue using Carcino Embryonic Antigen CEA (2A8) antibody. High-pressure and temperature Sodium Citrate pH 6.0 was used for antigen retrieval.

Note

For research use only.