

**Product Name: Smad3 (4H4) Mouse Monoclonal Antibody**  
**Catalog #: AMM00899**

---

## Summary

<b>Production Name</b>	Smad3 (4H4) Mouse Monoclonal Antibody
<b>Description</b>	Primary antibody
<b>Host</b>	Mouse
<b>Application</b>	WB,IHC-P
<b>Reactivity</b>	Human,Rat,Mouse

## Performance

<b>Conjugation</b>	Unconjugated
<b>Modification</b>	Unmodified
<b>Isotype</b>	IgG1
<b>Clonality</b>	Monoclonal Antibody
<b>Form</b>	Liquid
<b>Storage</b>	Store at 4°C short term. Aliquot and store at -20°C long term. Avoid freeze/thaw cycles.
<b>Buffer</b>	Liquid in PBS containing 50% glycerol, 0.5% BSA and 0.02% sodium azide, pH 7.3.
<b>Purification</b>	Affinity Purified

## Immunogen

<b>Gene Name</b>	SMAD3 SMAD3; MADH3; Mothers against decapentaplegic homolog 3; MAD homolog 3;
<b>Alternative Names</b>	Mad3; Mothers against DPP homolog 3; hMAD-3; JV15-2; SMAD family member 3; SMAD 3; Smad3; hSMAD3
<b>Gene ID</b>	4088
<b>SwissProt ID</b>	P84022

## Application

<b>Dilution Ratio</b>	WB: 1/500-1/1000 IHC: 1/50-1/100
<b>Molecular Weight</b>	Calculated MW: 48 kDa; Observed MW: 48 kDa

**Product Name: Smad3 (4H4) Mouse Monoclonal Antibody**  
**Catalog #: AMM00899**

---




## Background

Smad3 transcription factor phosphorylated and activated by TGF-beta-type receptors. A receptor-regulated Smad (R-smad). Binds directly to consensus DNA-binding elements in the promoters of target genes. In mouse required for establishment of the mucosal immune response and proper development of skeleton.

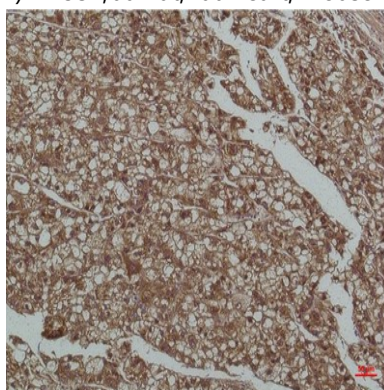
## Research Area

Signal Transduction

## Image Data



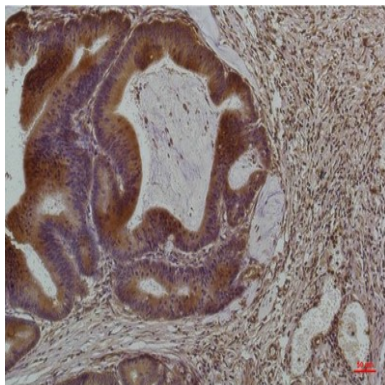
Western blot analysis of Smad3 (4H4) in 293T, Jurkat, rat Heart, mouse Heart lysates using Smad3 antibody.



Immunohistochemistry analysis of paraffin-embedded Human Liver Tissue using Smad3 antibody. High-pressure and temperature Sodium Citrate pH 6.0 was used for antigen retrieval.

**Product Name: Smad3 (4H4) Mouse Monoclonal Antibody**  
**Catalog #: AMM00899**

---



Immunohistochemistry analysis of paraffin-embedded Human Colon Carcinoma using Smad3 antibody. High-pressure and temperature Sodium Citrate pH 6.0 was used for antigen retrieval.

### **Note**

For research use only.