

Product Name: Ubiquitin (1B8) Mouse Monoclonal Antibody
Catalog #: AMM00659

Summary

Production Name	Ubiquitin (1B8) Mouse Monoclonal Antibody
Description	Primary antibody
Host	Mouse
Application	WB,IHC-P
Reactivity	Transfected

Performance

Conjugation	Unconjugated
Modification	Unmodified
Isotype	IgG1
Clonality	Monoclonal Antibody
Form	Liquid
Storage	Store at 4°C short term. Aliquot and store at -20°C long term. Avoid freeze/thaw cycles.
Buffer	Liquid in PBS containing 50% glycerol, 0.5% BSA and 0.02% sodium azide, pH 7.3.
Purification	Affinity Purified

Immunogen

Gene Name	UBB
Alternative Names	FLJ25987; MGC8385; ubiquitin B; Ubiquitin; UBCEP1; UBCEP2; RPS27A
Gene ID	7314
SwissProt ID	P0CG47

Application

Dilution Ratio	WB: 1/500-1/1000 IHC: 1/50-1/100
Molecular Weight	Refer to figures

Background

Product Name: Ubiquitin (1B8) Mouse Monoclonal Antibody
Catalog #: AMM00659

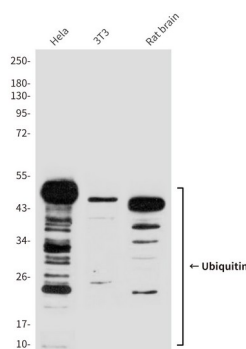


Plays an important role in the ubiquitin-proteasome pathway. Ubiquitin can be covalently linked to many cellular proteins by the ubiquitination process, which targets proteins for degradation by the 26S proteasome. Three components are involved in the target protein-ubiquitin conjugation process. Ubiquitin is first activated by forming a thiolester complex with the activation component E1; the activated ubiquitin is subsequently transferred to the ubiquitin-carrier protein E2, then from E2 to ubiquitin ligase E3 for final delivery to the epsilon-NH2 of the target protein lysine residue.

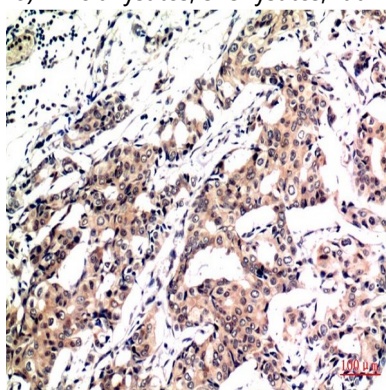
Research Area

Neuroscience

Image Data

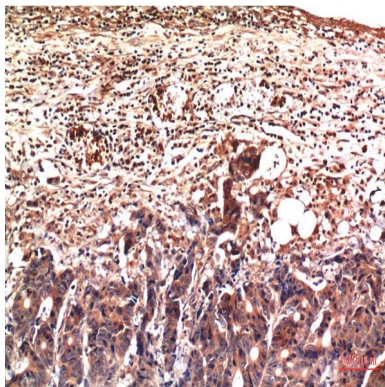


Western blot analysis of Ubiquitin (1B8) in Hela lysates, 3T3 lysates, rat Brain lysates using Ubiquitin antibody.



Immunohistochemistry analysis of paraffin-embedded Human Breast Carcinoma Tissue using Ubiquitin antibody. High-pressure and temperature Sodium Citrate pH 6.0 was used for antigen retrieval.

Product Name: Ubiquitin (1B8) Mouse Monoclonal Antibody
Catalog #: AMM00659



Immunohistochemistry analysis of paraffin-embedded Human Stomach Carcinoma Tissue using Ubiquitin antibody. High-pressure and temperature Sodium Citrate pH 6.0 was used for antigen retrieval.

Note

For research use only.